

Semi-Annual Report for

AmIslamic Cash Management

31 May 2024



AmInvest

Growing Your Investments in a Changing World

TRUST DIRECTORY

Manager

AmFunds Management Berhad
9th & 10th Floor, Bangunan AmBank Group
55 Jalan Raja Chulan
50200 Kuala Lumpur

Board of Directors

Jeyaratnam A/L Tamotharam Pillai
Ng Chih Kaye
Jas Bir Kaur A/P Lol Singh
Arnold Lim Boon Lay
Goh Wee Peng

Investment Committee

Arnold Lim Boon Lay
Tracy Chen Wee Keng
Goh Wee Peng

Investment Manager

AmIslamic Funds Management Sdn Bhd

Shariah Adviser

Amanie Advisors Sdn Bhd

Trustee

Deutsche Trustees Malaysia Berhad

Auditors and Reporting Accountants

Ernst & Young PLT

Taxation Adviser

Deloitte Tax Services Sdn Bhd

CONTENTS

- 1** Manager's Report
- 9** Statement of Financial Position
- 10** Statement of Comprehensive Income
- 11** Statement of Changes in Net Assets Attributable to Unit Holders
- 12** Statement of Cash Flows
- 13** Notes to the Financial Statements
- 32** Statement by the Manager
- 33** Trustee's Report
- 34** Shariah Adviser's Report
- 35** Directory

MANAGER'S REPORT

Dear Unitholders,

We are pleased to present you the Manager's report and the unaudited accounts of Amlslamic Cash Management ("Fund") for the financial period from 1 December 2023 to 31 May 2024.

Salient Information of the Fund

Name	Amlslamic Cash Management ("Fund")
Category/ Type	Money Market (Islamic) / Income
Objective	<p>The Fund aims to provide regular stream of monthly income* and liquidity** by investing primarily in Islamic deposits and Islamic money market instruments.</p> <p><i>Notes:</i> <i>*Income distribution (if any) could be in the form of units or cash.</i> <i>**Liquidity means that investors may receive their redemption proceeds on the next day after redemption application is received by the Manager on or before the cut-off time.</i> <i>Any material change to the investment objective of the Fund would require Unit Holders' approval.</i></p>
Duration	The Fund was established on 27 November 2017 and shall exist for as long as it appears to the Manager and the Trustee that it is in the interests of the unitholders for it to continue. In some circumstances, the unitholders can resolve at a meeting to terminate the Fund.
Performance Benchmark	<p>Maybank General Investment Account-i (GIA-i) 1-Month Rate ("MBB") (Available at www.aminvest.com / www.maybank2u.com.my)</p> <p><i>Note: The benchmark does not imply that the risk profile of the Fund is the same as the risk profile of the benchmark. Investors of the Fund will assume a higher risk compared to the benchmark. Hence, the returns of the Fund may be potentially higher due to the higher risk faced by the investors.</i></p>
Income Distribution Policy	<p>All income from the investments will be accrued and allocated to Unit Holders on a daily basis. Income is paid monthly within 14 days after the last day of each month or on full redemption.</p> <p><i>Note: Income distribution (if any) could be in the form of units or cash.</i></p>

Fund Performance Data

Portfolio Composition	Details of portfolio composition of the Fund as at 31 May 2024 and for the past three financial years are as follows:				
		As at 31.05.2024 %	As at 30 November		
			2023 %	2022 %	2021 %
	Money market deposits and cash equivalents	100.00	100.00	100.00	100.00
Total	100.00	100.00	100.00	100.00	
<i>Note: The abovementioned percentages are calculated based on total net asset value.</i>					

Performance Details

Performance details of the Fund for the financial period ended 31 May 2024 and three financial years ended 30 November are as follows:

	FPE 31.05.2024	FYE 2023	FYE 2022	FYE 2021
Net asset value (RM)				
- Class A	90,878,787	117,104,421	202,490,159	488,471,617
- Class B	40,227,640	102	100	92,367,917
- Class C	290,679,658	165,079,589	160,624,177	1,268,723,877
- Class D ⁽⁴⁾	69,730,026	74,875,199	22,984,403	-
Units in circulation				
- Class A	90,878,787	117,104,421	202,490,159	488,471,349
- Class B	40,227,640	102	100	92,367,866
- Class C	290,679,658	165,079,589	160,624,177	1,268,723,179
- Class D ⁽⁴⁾	69,730,026	74,875,199	22,984,403	-
Net asset value per unit (RM)				
- Class A	1.0000	1.0000	1.0000	1.0000
- Class B	1.0000	1.0000	1.0000	1.0000
- Class C	1.0000	1.0000	1.0000	1.0000
- Class D ⁽⁴⁾	1.0000	1.0000	1.0000	-
Highest net asset value per unit (RM)				
- Class A	1.0000	1.0000	1.0000	1.0000
- Class B	1.0000	1.0000	1.0000	1.0000
- Class C	1.0000	1.0000	1.0000	1.0000
- Class D ⁽⁴⁾	1.0000	1.0000	1.0000	-
Lowest net asset value per unit (RM)				
- Class A	1.0000	1.0000	1.0000	1.0000
- Class B	1.0000	1.0000	1.0000	1.0000
- Class C	1.0000	1.0000	1.0000	1.0000
- Class D ⁽⁴⁾	1.0000	1.0000	1.0000	-
Benchmark performance (%)				
- Class A	1.01	2.05	1.31	1.00
- Class B	1.01	2.05	1.31	1.00
- Class C	1.01	2.05	1.31	1.00
- Class D ⁽⁴⁾	1.01	2.05	1.26	-
Total return (%)⁽¹⁾				
- Class A	1.87	3.69	2.26	1.91
- Class B	1.83	3.69	2.44	2.00
- Class C	1.87	3.73	2.26	1.96
- Class D ⁽⁴⁾	1.87	3.69	2.14	-
Income distributions (%)				
- Class A	1.87	3.69	2.26	1.91
- Class B	1.83	3.69	2.44	2.00
- Class C	1.87	3.73	2.26	1.96
- Class D ⁽⁴⁾	1.87	3.69	2.14	-
Gross/Net distributions (RM)				
- Class A	2,108,128	5,217,787	7,014,291	6,180,012
- Class B	615,212	54,241	1,773,777	3,023,941
- Class C	4,358,404	5,968,274	9,502,423	31,112,810
- Class D ⁽⁴⁾	1,469,328	2,154,678	1,330,671	-
Total expense ratio (%) ⁽²⁾	0.02	0.04	0.07	0.14
Portfolio turnover ratio (times) ⁽³⁾	11.88	22.29	27.28	7.20

Note:

- (1) Total return is computed based on the income return of the Fund net of all fees.
- (2) Total expense ratio ("TER") is calculated based on the total fees and expenses incurred by the Fund divided by the average fund size calculated on a daily basis.
- (3) Portfolio turnover ratio ("PTR") is calculated based on the average of the total acquisitions and total disposals of investment securities of the Fund divided by the average fund size calculated on a daily basis.
- (4) Class D was launched on 20 December 2021.

Average Total Return (as at 31 May 2024)

	Amlslamic Cash Management^(a) %	MBB^(b) %
One year		
- Class A	3.75	2.07
- Class B	3.68	2.07
- Class C	3.75	2.07
- Class D	3.75	2.07
Three years		
- Class A	2.95	1.62
- Class B	2.98	1.62
- Class C	2.95	1.62
Five years		
- Class A	2.79	1.59
- Class B	2.83	1.59
- Class C	2.83	1.59
Since launch		
- Class A (27 November 2017)	2.82	1.87
- Class B (27 November 2017)	2.65	1.87
- Class C (27 November 2017)	2.47	1.87
- Class D (20 December 2021) ^(d)	3.18	1.77

Annual Total Return

Financial Years/Period Ended (30 November)	Amlslamic Cash Management^(a) %	MBB^(b) %
2023		
- Class A	3.69	2.05
- Class B	3.69	2.05
- Class C	3.73	2.05
- Class D	3.69	2.05
2022		
- Class A	2.26	1.31
- Class B	2.44	1.31
- Class C	2.26	1.31
2021		
- Class A	1.91	1.00
- Class B	2.00	1.00
- Class C	1.96	1.00

Financial Years/Period Ended (30 November)	Amlslamic Cash Management ^(a) %	MBB ^(b) %
2020		
- Class A	2.57	1.46
- Class B	2.61	1.46
- Class C	2.66	1.46
2019 ^(c)		
- Class A	1.90	1.32
- Class B	1.93	1.32
- Class C	1.96	1.32

(a) Source: Novagni Analytics and Advisory Sdn. Bhd.

(b) Maybank General Investment Account-i (GIA-i) 1-Month Rate ("MBB").
(Available at www.aminvest.com / www.maybank2u.com.my)

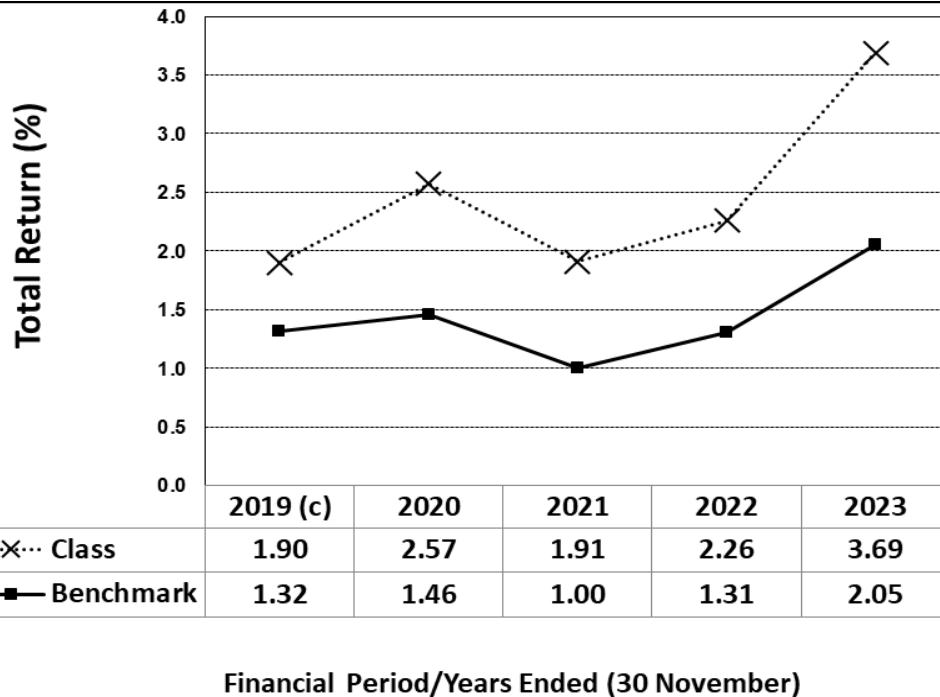
(c) Total actual return for the financial period from 1 May 2019 to 30 November 2019.

(d) Total actual return for the financial period from 20 December 2021 (date of launch) to 30 November 2023.

The Fund performance is calculated based on the net asset value per unit of the Fund. Average total return of the Fund and its benchmark for a period is computed based on the accumulated return for that period annualised over one year.

Note: Past performance is not necessarily indicative of future performance and that unit prices and investment returns may go down, as well as up.

Fund Performance	<u>Class A</u>
	For the financial period under review, the Fund registered a return of 1.87% which is entirely income distribution in nature.
	Thus, the Fund's return of 1.87% has outperformed the benchmark's return of 1.01% by 0.86%.
	As compared with the financial year ended 30 November 2023, the net asset value ("NAV") per unit of the Fund was maintained at RM1.0000, while units in circulation decreased by 22.40% from 117,104,421 units to 90,878,787 units.
	The following line chart shows comparison between the annual performances of Amlslamic Cash Management - Class A and its benchmark, MBB, for the financial period/years ended 30 November.



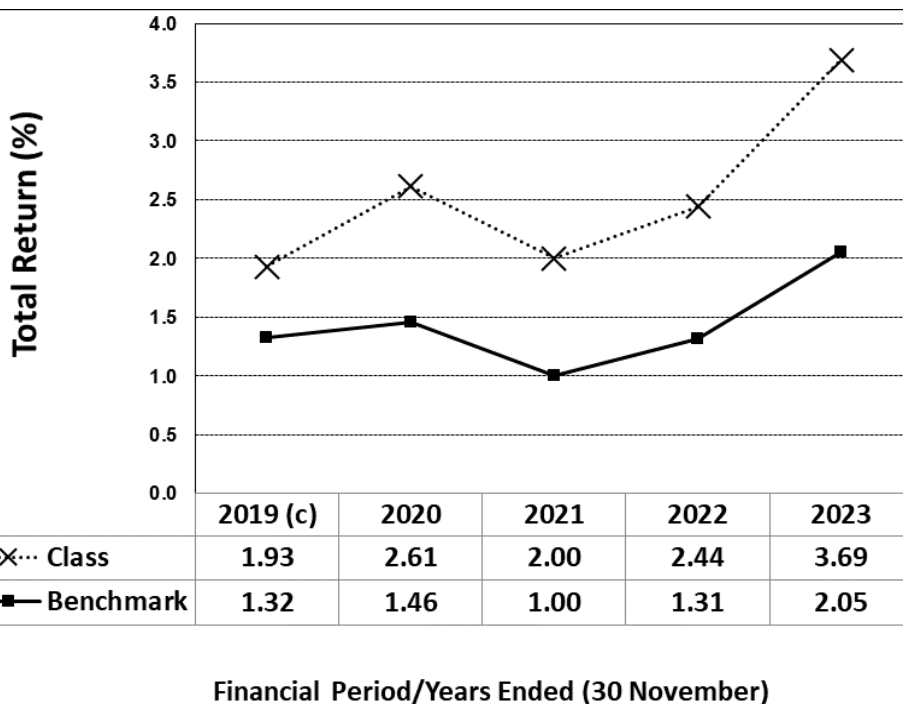
Class B

For the financial period under review, the Fund registered a return of 1.83% which is entirely income distribution in nature.

Thus, the Fund’s return of 1.83% has outperformed the benchmark’s return of 1.01% by 0.82%.

As compared with the financial year ended 30 November 2023, the net asset value (“NAV”) per unit of the Fund was maintained at RM1.0000, while units in circulation increased by >100.00% from 102 units to 40,227,640 units.

The following line chart shows comparison between the annual performances of Amlslamic Cash Management - Class B and its benchmark, MBB, for the financial period/years ended 30 November.



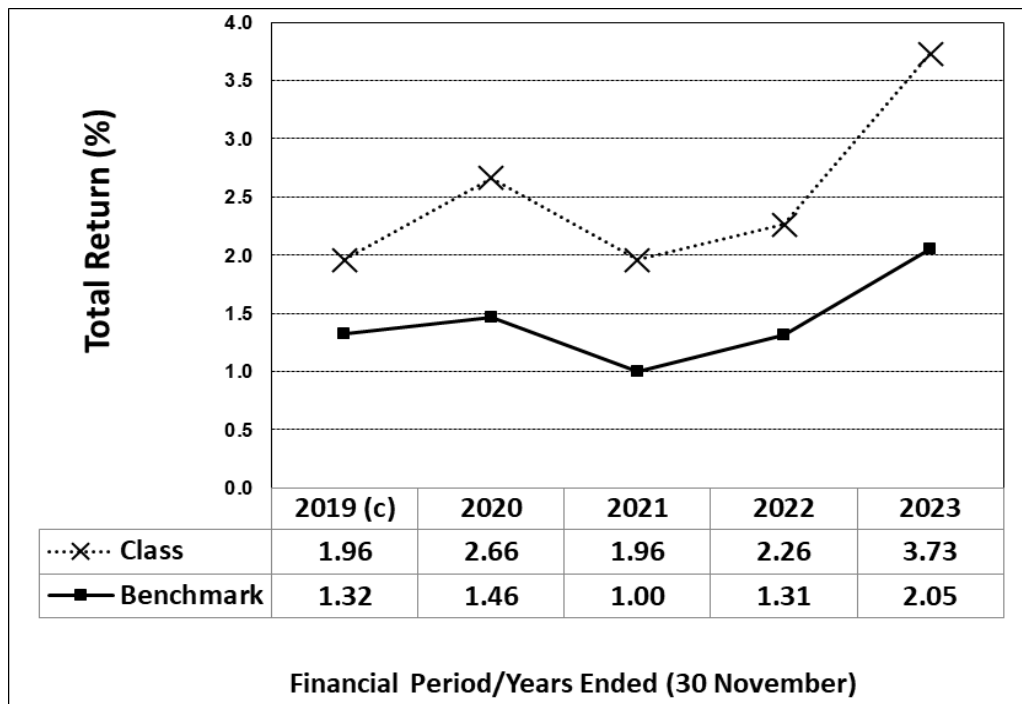
Class C

For the financial period under review, the Fund registered a return of 1.87% which is entirely income distribution in nature.

Thus, the Fund's return of 1.87% has outperformed the benchmark's return of 1.01% by 0.86%.

As compared with the financial year ended 30 November 2023, the net asset value ("NAV") per unit of the Fund was maintained at RM1.0000, while units in circulation increased by 76.08% from 165,079,589 units to 290,679,658 units.

The following line chart shows comparison between the annual performances of Amlslamic Cash Management - Class C and its benchmark, MBB, for the financial period/years ended 30 November.



Class D

For the financial period under review, the Fund registered a return of 1.87% which is entirely income distribution in nature.

Thus, the Fund's return of 1.87% has outperformed the benchmark's return of 1.01% by 0.86%.

As compared with the financial year ended 30 November 2023, the net asset value ("NAV") per unit of the Fund was maintained at RM1.0000, while units in circulation decreased by 6.87% from 74,875,199 units to 69,730,026 units.

Note: Past performance is not necessarily indicative of future performance and that unit prices and investment returns may go down, as well as up.

Strategies and Policies Employed	<p>The Fund seeks to achieve its objective by investing 100% of its NAV in ringgit-denominated Shariah-compliant investments, i.e. Islamic deposits and/ or Islamic money market instruments. The Islamic money market instruments, issuers of the Islamic money market instruments and the financial institutions issuing the Islamic deposits must have a minimum credit rating of:</p> <p>i) Short-term credit rating of P1 by RAM or its equivalent as rated by a local or global rating agency; or</p> <p>ii) Long-term credit rating of A3 by RAM or its equivalent as rated by a local or global rating agency.</p> <p>The Fund’s investments will be structured as follows:</p> <ul style="list-style-type: none"> • The Fund will invest a minimum of 90% of the Fund’s NAV in Islamic deposits and/or Islamic money market instruments which have a remaining maturity period of not more than 397 calendar days. • The Fund will invest not more than 10% of the Fund’s NAV in Islamic deposits and/or Islamic money market instruments which have a remaining maturity period of more than 397 days but fewer than 732 days. <p>If the credit rating of the Islamic money market instruments, the financial institutions or the issuers of the Islamic money market instruments falls below the minimum credit rating, the Manager may dispose of the particular Shariah-compliant investment affected. However, the Manager reserves the right to maintain the investment should the Manager is of the opinion that the credit event is a temporary event. The sales proceeds may be reinvested in other Islamic deposits and/or Islamic money market instruments.</p>												
Portfolio Structure	<p>The table below is the asset allocation of the Fund as at 31 May 2024 and 30 November 2023.</p> <table border="1" data-bbox="352 1234 1428 1440"> <thead> <tr> <th></th> <th>As at 31.05.2024 %</th> <th>As at 30.11.2023 %</th> <th>Changes %</th> </tr> </thead> <tbody> <tr> <td>Money market deposits and cash equivalents</td> <td>100.00</td> <td>100.00</td> <td>-</td> </tr> <tr> <td>Total</td> <td>100.00</td> <td>100.00</td> <td></td> </tr> </tbody> </table> <p>As at end-May 2024, the Fund has invested 100% in money market deposits and cash equivalents.</p>		As at 31.05.2024 %	As at 30.11.2023 %	Changes %	Money market deposits and cash equivalents	100.00	100.00	-	Total	100.00	100.00	
	As at 31.05.2024 %	As at 30.11.2023 %	Changes %										
Money market deposits and cash equivalents	100.00	100.00	-										
Total	100.00	100.00											
Securities Lending / Repurchase Transactions	<p>The Fund has not undertaken any securities lending or repurchase transactions (collectively referred to as “securities financing transactions”).</p>												
Cross Trade	<p>There were no cross trades undertaken during the financial period under review.</p>												
Distribution/ Unit splits	<p>The Fund distributes the entire income earned on a monthly basis. For the financial period under review, the Fund has distributed income totaling RM8,551,072 and no unit split was declared. Effective from 1 January 2022, Section 109 DA of the Income Tax Act 1967 requires that the when the Fund distributes income that has been exempted from income tax pursuant to Paragraph 35A of Schedule 6 of the Income Tax Act 1967 to unit holders that are not individuals, withholding tax of 24% of the amount distributed to the non-individual unit holder is to be deducted from the said distribution. The rate of 24%</p>												

	is stipulated under Part XIX of Schedule 1 of the Income Tax Act, 1967.
State of Affairs	There has been neither significant changes to the state of affairs of the Fund nor any circumstances that materially affect any interests of the unitholders during the financial period under review.
Rebates and Soft Commission	During the period, the management company did not receive soft commissions by virtue of transactions conducted for the Fund.
Market Review	<p>Malaysia bond market rally extended in December 2023 albeit at a lower magnitude as global rates continue to decline. Over the month, the Malaysian Government Security (MGS) curve bull-flattened with yields declined by 3-10 bps across the curve led by the 7-year MGS. The improved local bond sentiment was also seen in the sovereign bond auctions, as the re-openings of the 5-year and 10-year MGS auction both drew impressive bid-to-cover (BTC) ratios of 2.74x and 2.21x, respectively.</p> <p>Malaysia bond market started the year 2024 with a sell-off amid profit taking activities. Local market sentiment turned better in the last week of January, tracking United States Treasury (UST) movements amid lower Personal Consumption Expenditures (PCE) readings which resulted in an expectation that US Federal Reserve (Feds) would start unwinding its policy tightening. Local bond market traded weaker in early February as risk-off sentiment emerged in global rate after strong United States (US) jobs data and higher than expected US inflation prints forced US Feds to push back on dovish market expectations. Some buying interest returned to ringgit bonds towards the end of February as US rates began to show some signs of stabilization. Malaysian bond market was trading in a tight range of 4-9bps in March 2024. The widely expected pause in Bank Negara Malaysia (BNM) policy rate on 7 March 2024 had little impact to the bond market. However, sentiment was later lifted by a relief rally in the US post-Federal Open Market Committee (FOMC) meeting on 21 March 2024 as the absence of hawkish guidance from the Fed reversed some defensive bets in the UST. Overall, MGS yield curve remained largely unchanged in March. Subsequently, the local bond market was weaker in April, following the sell-off in UST due to sticky inflation and resilient labour market. MGS curve was repriced higher by 6 to 16 bps MoM and 4 to 25 bps YTD. In May, the Malaysian bond market strengthened, driven primarily by lower-than-expected US Job data released at the start of the month and dovish tone from US Fed in its post-FOMC meeting speech. BNM also maintained the OPR at 3.00% during its May policy meeting while maintaining a neutral monetary stance. Overall, the MGS curve experienced a bull flattening, with yields declining by 2-12 bps on a MoM basis in May.</p>
Market Outlook	<p>Despite the record low credit spreads, strong demand was seen in the primary market, particularly with bonds yielding above 4.0%. Against the backdrop of healthy domestic liquidity and a stable Overnight Policy Rate (OPR), local bond market is expected to trade in range bound. We expect more new issuances in coming months, given the low borrowing cost for bond issuers.</p> <p>We maintain overweight on portfolio duration versus the benchmark, while prefer corporate bonds for yield pick-up.</p>

Kuala Lumpur, Malaysia
AmFunds Management Berhad

19 July 2024

Amlslamic Cash Management

STATEMENT OF FINANCIAL POSITION AS AT 31 MAY 2024

	Note	31.05.2024 (unaudited) RM	30.11.2023 (audited) RM
ASSETS			
Shariah-compliant deposits with licensed financial institutions	4	424,641,083	346,937,858
Profit receivables		194,585	27,332
Cash at banks		68,333,170	11,157,030
TOTAL ASSETS		<u>493,168,838</u>	<u>358,122,220</u>
LIABILITIES			
Amount due to Manager	5	36,489	4,817
Amount due to Trustee	6	4,452	2,910
Distribution payable	10	1,602,336	1,042,607
Sundry payables and accruals		9,450	12,575
TOTAL LIABILITIES (EXCLUDING NET ASSETS ATTRIBUTABLE TO UNIT HOLDERS)		<u>1,652,727</u>	<u>1,062,909</u>
NET ASSET VALUE ("NAV") OF THE FUND ATTRIBUTABLE TO UNIT HOLDERS		<u>491,516,111</u>	<u>357,059,311</u>
NET ASSETS ATTRIBUTABLE TO UNIT HOLDERS OF THE FUND COMPRISE:			
Unit holders' contribution	7(a)(b)(c)(d)	491,516,111	357,059,311
Retained earnings	7(e)	-	-
		<u>491,516,111</u>	<u>357,059,311</u>
NET ASSET VALUE			
- Class A		90,878,787	117,104,421
- Class B		40,227,640	102
- Class C		290,679,658	165,079,589
- Class D		69,730,026	74,875,199
		<u>491,516,111</u>	<u>357,059,311</u>
UNITS IN CIRCULATION			
- Class A	7(a)	90,878,787	117,104,421
- Class B	7(b)	40,227,640	102
- Class C	7(c)	290,679,658	165,079,589
- Class D	7(d)	69,730,026	74,875,199
NAV PER UNIT (RM)			
- Class A		1.0000	1.0000
- Class B		1.0000	1.0000
- Class C		1.0000	1.0000
- Class D		1.0000	1.0000

The accompanying notes form an integral part of the unaudited financial statements.

Amlslamic Cash Management

STATEMENT OF COMPREHENSIVE INCOME *(Unaudited)* FOR THE FINANCIAL PERIOD FROM 1 DECEMBER 2023 TO 31 MAY 2024

	Note	01.12.2023 to 31.05.2024 RM	01.12.2022 to 31.05.2023 RM
SHARIAH-COMPLIANT INVESTMENT INCOME			
Profit income		<u>8,661,551</u>	<u>6,953,742</u>
EXPENDITURE			
Manager's fee	5	(74,547)	(65,049)
Trustee's fee	6	(23,180)	(18,633)
Audit fee		(2,500)	(2,493)
Tax agent's fee		(2,050)	(2,044)
Other expenses		(8,202)	(6,180)
		<u>(110,479)</u>	<u>(94,399)</u>
Net income before finance cost and taxation		8,551,072	6,859,343
Finance cost - distributions to unit holders			
- Class A		(2,108,128)	(2,955,342)
- Class B		(615,212)	(54,239)
- Class C		(4,358,404)	(2,974,721)
- Class D		(1,469,328)	(875,041)
		<u>(8,551,072)</u>	<u>(6,859,343)</u>
Net income before taxation		-	-
Taxation	9	-	-
Net income after taxation, representing total comprehensive income for the financial period		<u>-</u>	<u>-</u>
Total comprehensive income comprises the following:			
Realised income		<u>8,551,072</u>	<u>6,859,343</u>
Distributions for the financial period			
Net distributions	10	<u>8,551,072</u>	<u>6,859,343</u>

The accompanying notes form an integral part of the unaudited financial statements.

Amlslamic Cash Management

STATEMENT OF CHANGES IN NET ASSETS ATTRIBUTABLE TO UNIT HOLDERS *(Unaudited)* FOR THE FINANCIAL PERIOD FROM 1 DECEMBER 2023 TO 31 MAY 2024

	Note	Unit holders' contribution RM	Retained earnings RM	Total RM
At 1 December 2023		357,059,311	-	357,059,311
Creation of units				
- Class A	7(a)	143,011,182	-	143,011,182
- Class B	7(b)	122,090,393	-	122,090,393
- Class C	7(c)	211,237,151	-	211,237,151
- Class D	7(d)	141,270,988	-	141,270,988
Reinvestments of distributions				
- Class A	7(a)	1,591,938	-	1,591,938
- Class B	7(b)	196,642	-	196,642
- Class C	7(c)	2,978,261	-	2,978,261
- Class D	7(d)	1,380,409	-	1,380,409
Cancellation of units				
- Class A	7(a)	(170,828,754)	-	(170,828,754)
- Class B	7(b)	(82,059,497)	-	(82,059,497)
- Class C	7(c)	(88,615,343)	-	(88,615,343)
- Class D	7(d)	(147,796,570)	-	(147,796,570)
Balance at 31 May 2024		<u>491,516,111</u>	-	<u>491,516,111</u>
At 1 December 2022		386,098,839	-	386,098,839
Creation of units				
- Class A		185,240,491	-	185,240,491
- Class B		83,845,853	-	83,845,853
- Class D		141,792,387	-	141,792,387
Reinvestment of distributions				
- Class A		2,225,047	-	2,225,047
- Class B		5,987	-	5,987
- Class C		2,155,605	-	2,155,605
- Class D		762,676	-	762,676
Cancellation of units				
- Class A		(250,202,185)	-	(250,202,185)
- Class B		(83,851,839)	-	(83,851,839)
- Class D		(112,768,186)	-	(112,768,186)
Balance at 31 May 2023		<u>355,304,675</u>	-	<u>355,304,675</u>

The accompanying notes form an integral part of the unaudited financial statements.

Amlslamic Cash Management

STATEMENT OF CASH FLOWS (Unaudited)

FOR THE FINANCIAL PERIOD FROM 1 DECEMBER 2023 TO 31 MAY 2024

	01.12.2023 to 31.05.2024 RM	01.12.2022 to 31.05.2023 RM
CASH FLOWS FROM OPERATING AND INVESTING ACTIVITIES		
Proceeds from maturity of Shariah-compliant deposits	250,000,000	70,000,000
Placements of Shariah-compliant deposits	(415,000,000)	(300,000,000)
Profit received	5,872,106	4,632,551
Manager's fee paid	(42,875)	(78,221)
Trustee's fee paid	(21,638)	(19,054)
Tax agent's fee paid	(4,100)	-
Payments for other expenses	(11,777)	(11,188)
Net cash used in operating and investing activities	<u>(159,208,284)</u>	<u>(225,475,912)</u>
CASH FLOWS FROM FINANCING ACTIVITIES		
Proceeds from creation of units	617,609,714	410,878,731
Payments for cancellation of units	(489,300,164)	(446,822,210)
Distributions paid	(1,844,093)	(1,558,719)
Net cash generated from/(used in) financing activities	<u>126,465,457</u>	<u>(37,502,198)</u>
NET DECREASE IN CASH AND CASH EQUIVALENTS	(32,742,827)	(262,978,110)
CASH AND CASH EQUIVALENTS AT THE BEGINNING OF THE FINANCIAL PERIOD	116,276,340	316,619,442
CASH AND CASH EQUIVALENTS AT THE END OF THE FINANCIAL PERIOD	<u>83,533,513</u>	<u>53,641,332</u>
Cash and cash equivalents comprise:		
Short-term Shariah-compliant deposits with licensed financial institutions	15,200,343	22,504,085
Cash at banks	68,333,170	31,137,247
	<u>83,533,513</u>	<u>53,641,332</u>

Amlslamic Cash Management

NOTES TO THE FINANCIAL STATEMENTS FOR THE FINANCIAL PERIOD FROM 1 DECEMBER 2023 TO 31 MAY 2024

1. GENERAL INFORMATION

Amlslamic Cash Management (the “Fund”) was established pursuant to a Deed dated 11 August 2017 as amended by Deeds supplemental thereto (the “Deeds”), between AmFunds Management Berhad as the Manager, Deutsche Trustees Malaysia Berhad as the Trustee and all unit holders.

The Fund aims to provide regular stream of monthly income and liquidity by investing primarily in Islamic deposits and Islamic money market instruments. As provided in the Deed, the financial year shall end on 30 April and the units in the Fund were offered for sale on 27 November 2017.

The Fund has changed its financial year end from 30 April to 30 November pursuant to the Second Supplementary Prospectus dated 8 November 2019.

The financial statements were authorised for issue by the Manager on 19 July 2024.

2. BASIS OF PREPARATION OF THE FINANCIAL STATEMENTS

The financial statements of the Fund have been prepared on a historical cost basis, except as otherwise stated in the accounting policies and comply with Malaysian Financial Reporting Standards 134: *Interim Financial Reporting* (“MFRS 134”) as issued by the Malaysian Accounting Standards Board (“MASB”).

Standards effective during the financial period

The adoption of the following MFRS and amendments to MFRS which became effective during the financial period did not have any material financial impact to the financial statements.

Description	Effective for financial periods beginning on or after
MFRS 17 <i>Insurance Contracts</i> and Amendments to MFRS 17*	1 January 2023
Initial Application of MFRS 17 and MFRS 9 - <i>Comparative Information</i> (Amendments to MFRS 17 <i>Insurance Contracts</i>)*	1 January 2023
Amendments to MFRS 101 <i>Presentation of Financial Statements</i> : <i>Classification of Liabilities as Current or Non-Current</i>	1 January 2023
Amendments to MFRS 101 <i>Presentation of Financial Statements</i> : <i>Disclosure of Accounting Policies</i>	1 January 2023
Amendments to MFRS 108 <i>Accounting policies, Changes in Accounting Estimates and Errors: Definition of Accounting Estimates</i>	1 January 2023
Amendments to MFRS 112 <i>Income Taxes: Deferred Tax related to Assets and Liabilities arising from a Single Transaction</i>	1 January 2023
Amendments to MFRS 112 <i>Income Taxes: International Tax Reform - Pillar Two Model Rules</i>	1 January 2023

Amlslamic Cash Management

NOTES TO THE FINANCIAL STATEMENTS FOR THE FINANCIAL PERIOD FROM 1 DECEMBER 2023 TO 31 MAY 2024

2. BASIS OF PREPARATION OF THE FINANCIAL STATEMENTS (CONT'D.)

Standards issued but not yet effective

The new and amended standards that have been issued but not yet effective up to the date of issuance of the Fund's financial statements are disclosed below. The Fund intends to adopt these new pronouncements, if applicable, when they become effective.

Description	Effective for financial periods beginning on or after
Amendments to MFRS 16 <i>Leases: Lease Liability in a Sale and Leaseback*</i>	1 January 2024
Amendments to MFRS 101 <i>Presentation of Financial Statements: Non-Current Liabilities with Covenants</i>	1 January 2024
Amendments to MFRS 107 <i>Statement of Cash Flows</i> and MFRS 7 <i>Financial Instruments: Disclosures: Supplier Finance Arrangements</i>	1 January 2024
Amendments to MFRS 121 <i>The Effects of Changes in Foreign Exchange Rates: Lack of Exchangeability</i>	1 January 2025
Amendments to MFRS 9 <i>Financial Instruments</i> and MFRS 7 <i>Financial Instruments: Disclosures: Amendments to the Classifications and Measurement of Financial Instruments</i>	1 January 2026
MFRS 19 <i>Subsidiaries without Public Accountability: Disclosures*</i>	1 January 2027
MFRS 18 <i>Presentation and Disclosure in Financial Statements</i>	1 January 2027
Amendments to MFRS 10 and MFRS 128: <i>Sale or Contribution of Assets between an Investor and its Associate or Joint Venture*</i>	Deferred

* These MFRS and Amendments to MFRSs are not relevant to the Fund.

3. SUMMARY OF ACCOUNTING POLICIES

3.1 Income recognition

Income is recognised to the extent that it is probable that the economic benefits will flow to the Fund and the income can be reliably measured. Income is measured at the fair value of consideration received or receivable.

(i) Profit income

Profit income on Shariah-compliant deposits is recognised on an accrual basis using the effective profit method.

3.2 Income tax

Current tax assets and liabilities are measured at the amount expected to be recovered from or paid to the tax authorities. The tax rates and tax laws used to compute the amount are those that are enacted or substantively enacted at the reporting date.

Amlslamic Cash Management

NOTES TO THE FINANCIAL STATEMENTS FOR THE FINANCIAL PERIOD FROM 1 DECEMBER 2023 TO 31 MAY 2024

3. SUMMARY OF ACCOUNTING POLICIES (CONT'D.)

3.2 Income tax (cont'd.)

Current taxes are recognised in profit or loss except to the extent that the tax relates to items recognised outside profit or loss, either in other comprehensive income or directly in equity.

3.3 Functional and presentation currency

Functional currency is the currency of the primary economic environment in which the Fund operates that most faithfully represents the economic effects of the underlying transactions. The functional currency of the Fund is Ringgit Malaysia ("RM") which reflects the currency in which the Fund competes for funds, issues and redeems units. The Fund has also adopted RM as its presentation currency.

3.4 Statement of cash flows

The Fund adopts the direct method in the preparation of the statement of cash flows.

Cash and cash equivalents are short-term, highly liquid Shariah-compliant investments that are readily convertible to cash with insignificant risk of changes in value.

3.5 Distribution

Distribution is at the discretion of the Manager. A distribution to the Fund's unit holders is accounted for as a deduction from realised income and recognised in the statement of comprehensive income, as the unit holders' contribution is classified as financial liabilities as per Note 3.6. Realised income is the income earned from profit income after deducting expenses and taxation. A proposed distribution is recognised as a liability in the period in which it is approved. Distribution is either reinvested or paid in cash to the unit holders on the distribution payment date. Reinvestment of units is based on the NAV per unit on the distribution payment date, which is also the time of creation.

3.6 Unit holders' contribution

The unit holders' contribution of the Fund is classified as liabilities under the requirements of MFRS 132 *Financial Instruments: Presentation* ("MFRS 132").

Under MFRS 132, a unit trust fund with one common class of unit holders is classified as equity as it meets the requirement of having identical features. In a multi-unit class fund, if any one class (or group of classes) can be differentiated in terms of their features, then all the classes will be classified as liability.

The Fund issues cancellable units in four classes. Details are disclosed in Note 7.

Amlslamic Cash Management

NOTES TO THE FINANCIAL STATEMENTS FOR THE FINANCIAL PERIOD FROM 1 DECEMBER 2023 TO 31 MAY 2024

3. SUMMARY OF ACCOUNTING POLICIES (CONT'D.)

3.7 Financial assets – initial recognition and measurement

(i) Initial recognition

Financial assets and financial liabilities are recognised when the Fund becomes a party to the contractual provisions of the instrument. Regular way purchases and sales of financial assets are recognised using trade date accounting or settlement date accounting. The method used is applied consistently for all purchases and sales of financial assets that belong to the same category of financial assets.

(ii) Initial measurement

All financial assets are recognised initially at fair value, in the case of financial assets not recorded at fair value through profit or loss (“FVTPL”), transaction costs that are attributable to the acquisition of the financial asset. All financial liabilities are recognised initially at fair value and, in the case of financial liabilities not recorded at FVTPL, net of directly attributable transaction costs.

(iii) “Day 1” profit or loss

At initial measurement, if the transaction price differs from the fair value, the Fund immediately recognises the difference between the transaction price and fair value (a “Day 1” profit or loss) in profit or loss provided that fair value is evidenced by a quoted price in an active market for an identical asset or liability (i.e. Level 1 input) or based on a valuation technique that uses only data from observable markets. In all other cases, the difference between the transaction price and model value is recognised in profit or loss on a systematic and rational basis that reflects the nature of the instrument over its tenure.

3.8 Financial assets – classification and subsequent measurement

The classification and subsequent measurement of Islamic money market instruments held by the Fund are determined based on their business model and cash flow characteristics.

Business model

The business model reflects how the Fund manages the financial assets in order to generate cash flows. That is, whether the Fund’s objective is solely to collect the contractual cash flows from the assets, or is to collect both the contractual cash flows and cash flows arising from the sale of assets. If neither of these is applicable (e.g. the financial assets are held for trading purposes), then the financial assets are classified as part of “other” business model. Factors considered by the Fund in determining the business model for a portfolio of assets include past experience on how the cash flows for these assets were collected, how the asset’s performance is evaluated and reported to key management personnel, and how risks are assessed and managed.

Amlslamic Cash Management

NOTES TO THE FINANCIAL STATEMENTS FOR THE FINANCIAL PERIOD FROM 1 DECEMBER 2023 TO 31 MAY 2024

3. SUMMARY OF ACCOUNTING POLICIES (CONT'D.)

3.8 Financial assets – classification and subsequent measurement (cont'd.)

Cash flow characteristics

Where the business model is to hold the financial assets to collect contractual cash flows, or to collect contractual cash flows and sell, the Fund assesses whether the financial assets' contractual cash flows represent solely payment of principal and profit ("SPPP"). In making this assessment, the Fund considers whether the contractual cash flows are consistent with a basic financing arrangement, i.e. profit includes only consideration for time value of money, credit risk, other basic financing risks and a profit margin that is consistent with a basic financing arrangement. Financial assets with embedded derivatives are considered in their entirety when determining whether their cash flows are SPPP.

3.9 Financial assets under MFRS 9

Classification and measurement

The classification of financial assets depends on the Fund's business model of managing the financial assets in order to generate cash flows ("business model test") and the contractual cash flow characteristics of the financial instruments ("SPPP test"). The business model test determines whether cash flows will result from collecting contractual cash flows, selling the financial assets, or both and the assessment is performed on a portfolio basis. The SPPP test determines whether the contractual cash flows are solely for payments of principal and profit and the assessment is performed on a financial instrument basis.

The Fund may classify its financial assets under the following categories:

Financial assets at amortised cost

A financial asset is measured at amortised cost if it is held within a business model whose objective is to hold financial assets in order to collect contractual cash flows and its contractual terms give rise on specified dates to cash flows that are solely payments of principal and profit on the principal amount outstanding. Financial assets include in this category are Shariah-compliant deposits with licensed financial institutions, cash at banks, amount due from Target Fund Manager, amount due from Manager, amount due from brokers/financial institutions, dividend/distribution receivables and other receivables.

Financial assets at FVOCI

A financial asset is measured at fair value through other comprehensive income ("FVOCI") if its business model is both to hold the asset to collect contractual cash flows and to sell the financial asset. In addition, the contractual terms of the financial assets give rise on specified dates to cash flows that are solely payments of principal and profit on the outstanding principal.

Amlslamic Cash Management

NOTES TO THE FINANCIAL STATEMENTS FOR THE FINANCIAL PERIOD FROM 1 DECEMBER 2023 TO 31 MAY 2024

3. SUMMARY OF ACCOUNTING POLICIES (CONT'D.)

3.9 Financial assets under MFRS 9 (cont'd.)

Classification and measurement (cont'd.)

The Fund may classify its financial assets under the following categories: (cont'd.)

Financial assets at FVOCI (cont'd.)

These Shariah-compliant investments are initially recorded at fair value and transaction costs are expensed in the profit or loss. Subsequent to initial recognition, these Shariah-compliant investments are remeasured at fair value. All fair value adjustments are initially recognised through OCI. Debt instruments at FVOCI are subject to impairment assessment.

Financial assets at FVTPL

Any financial assets that are not measured at amortised cost or FVOCI are measured at FVTPL. Subsequent to initial recognition, financial assets at FVTPL are measured at fair value. Changes in the fair value of those financial instruments are recorded in "Net gain or loss on financial assets at FVTPL". Profit earned element of such instrument is recorded in "Profit income".

Instruments that qualify for amortised cost or FVOCI may be irrevocably designated as FVTPL, if doing so eliminates or significantly reduces a measurement or recognition inconsistency. Equity instruments are normally measured at FVTPL, nevertheless, the Fund is allowed to irrevocably designate equity instruments that are not held for trading as FVOCI, with no subsequent reclassification of gains or losses to profit or loss.

3.10 Financial liabilities – classification and subsequent measurement

Financial liabilities issued by the Fund are classified as financial liabilities at amortised cost, where the substance of the contractual arrangement results in the Fund having an obligation either to deliver cash or another financial asset to the holders. After initial measurement, financial liabilities are subsequently measured at amortised cost using the effective profit method. Amortised cost is calculated by taking into account any discount or premium on acquisition and fees or costs that are an integral part of the effective profit rate.

3.11 Derecognition of financial instruments

(i) Derecognition of financial asset

A financial asset (or, where applicable a part of a financial asset or part of a group of similar financial assets) is derecognised when:

- the rights to receive cash flows from the asset have expired, or
- the Fund has transferred its rights to receive cash flows from the asset or has assumed an obligation to pay the received cash flows in full without material delay to a third party under a "pass-through" arrangement; and either:

Amlslamic Cash Management

NOTES TO THE FINANCIAL STATEMENTS FOR THE FINANCIAL PERIOD FROM 1 DECEMBER 2023 TO 31 MAY 2024

3. SUMMARY OF ACCOUNTING POLICIES (CONT'D.)

3.11 Derecognition of financial instruments (cont'd.)

(i) Derecognition of financial asset (cont'd.)

A financial asset (or, where applicable a part of a financial asset or part of a group of similar financial assets) is derecognised when: (cont'd.)

- the Fund has transferred substantially all the risks and rewards of the asset,
- the Fund has neither transferred nor retained substantially all the risks and rewards of the asset, but has transferred control of the asset.

For Shariah-compliant investments classified as FVOCI - debt instruments, the cumulative fair value change recognised in OCI is recycled to profit or loss.

(ii) Derecognition of financial liability

A financial liability is derecognised when the obligation under the liability is discharged, cancelled or expired. Gains and losses are recognised in profit or loss when the liabilities are recognised, and through the amortisation process.

3.12 Financial instruments – expected credit losses (“ECL”)

The Fund assesses the ECL associated with its financial assets at amortised cost using simplified approach. Therefore, the Fund does not track changes in credit risk, but instead recognises a loss allowance based on lifetime ECLs at each reporting date. The ECL in respect of financial assets at amortised cost, if any, is recognised in profit or loss.

Financial assets together with the associated allowance are written off when it has exhausted all practical recovery efforts and there is no realistic prospect of future recovery. The Fund may also write-off financial assets that are still subject to enforcement activity when there is no reasonable expectation of full recovery. If a write-off is later recovered, the recovery is credited to profit or loss.

3.13 Classification of realised and unrealised gains and losses

Due to the nature of the Fund's Shariah-compliant deposits with licensed financial institutions, the Fund does not have any unrealised gains or losses.

3.14 Significant accounting estimates and judgments

The preparation of the Fund's financial statements requires the Manager to make judgments, estimates and assumptions that affect the reported amounts of revenues, expenses, assets and liabilities, and the disclosure of contingent liabilities at the reporting date. However, uncertainty about these assumptions and estimates could result in outcomes that could require a material adjustment to the carrying amount of the asset or liability in the future.

The Fund classifies its Shariah-compliant investments as receivables at amortised cost as the Fund invests in short-term money market Shariah-compliant investments that are highly liquid to meet unit holders' cancellation of units.

Amlslamic Cash Management

NOTES TO THE FINANCIAL STATEMENTS FOR THE FINANCIAL PERIOD FROM 1 DECEMBER 2023 TO 31 MAY 2024

3. SUMMARY OF ACCOUNTING POLICIES (CONT'D.)

3.14 Significant accounting estimates and judgments (cont'd.)

No major judgments have been made by the Manager in applying the Fund's accounting policies. There are no key assumptions concerning the future and other key sources of estimation uncertainty at the reporting date, that have a significant risk of causing a material adjustment to the carrying amounts of assets and liabilities within the next financial period.

4. SHARIAH-COMPLIANT DEPOSITS WITH LICENSED FINANCIAL INSTITUTIONS

	31.05.2024 RM	30.11.2023 RM
At nominal value:		
Short-term deposits	15,177,000	104,683,000
Fixed deposits	405,000,000	240,000,000
	<u>420,177,000</u>	<u>344,683,000</u>
At carrying value:		
Short-term deposits	15,200,343	105,119,310
Fixed deposits	409,440,740	241,818,548
	<u>424,641,083</u>	<u>346,937,858</u>

Details of Shariah-compliant deposits with licensed financial institutions as at 31 May 2024 are as follows:

Maturity date	Financial institutions	Nominal value RM	Carrying value RM	Carrying value as a percentage of NAV %
Short-term deposits				
04.06.2024	RHB Islamic Bank Berhad	10,177,000	10,177,809	2.07
18.06.2024	Hong Leong Islamic Bank Berhad	5,000,000	5,022,534	1.02
	Total short-term deposits	<u>15,177,000</u>	<u>15,200,343</u>	<u>3.09</u>
Fixed deposits				
04.06.2024	Bank Islam Malaysia Berhad	10,000,000	10,208,068	2.08
04.06.2024	Public Islamic Bank Berhad	10,000,000	10,087,781	2.05
12.06.2024	Kuwait Finance House (Malaysia) Berhad	10,000,000	10,188,493	2.07
19.06.2024	Hong Leong Islamic Bank Berhad	10,000,000	10,101,589	2.06

Amlslamic Cash Management

NOTES TO THE FINANCIAL STATEMENTS FOR THE FINANCIAL PERIOD FROM 1 DECEMBER 2023 TO 31 MAY 2024

4. SHARIAH-COMPLIANT DEPOSITS WITH LICENSED FINANCIAL INSTITUTIONS (CONT'D.)

Details of Shariah-compliant deposits with licensed financial institutions as at 31 May 2024 are as follows: (cont'd.)

Maturity date	Financial institutions	Nominal value RM	Carrying value RM	Carrying value as a percentage of NAV %
Fixed deposits (cont'd.)				
20.06.2024	CIMB Islamic Bank Berhad	10,000,000	10,102,000	2.06
28.06.2024	Public Islamic Bank Berhad	10,000,000	10,206,384	2.08
09.07.2024	CIMB Islamic Bank Berhad	10,000,000	10,197,507	2.07
12.07.2024	Kuwait Finance House (Malaysia) Berhad	10,000,000	10,081,000	2.05
15.07.2024	Kuwait Finance House (Malaysia) Berhad	10,000,000	10,187,397	2.07
29.07.2024	Kuwait Finance House (Malaysia) Berhad	10,000,000	10,174,206	2.07
31.07.2024	CIMB Islamic Bank Berhad	10,000,000	10,125,342	2.06
31.07.2024	Public Islamic Bank Berhad	10,000,000	10,125,342	2.06
05.08.2024	Bank Islam Malaysia Berhad	10,000,000	10,120,205	2.06
12.08.2024	CIMB Islamic Bank Berhad	5,000,000	5,097,164	1.04
12.08.2024	Public Islamic Bank Berhad	5,000,000	5,097,164	1.04
19.08.2024	Hong Leong Islamic Bank Berhad	10,000,000	10,044,384	2.04
30.08.2024	CIMB Islamic Bank Berhad	10,000,000	10,206,685	2.08
05.09.2024	Bank Islam Malaysia Berhad	10,000,000	10,120,206	2.06
09.09.2024	CIMB Islamic Bank Berhad	10,000,000	10,199,945	2.08
12.09.2024	Kuwait Finance House (Malaysia) Berhad	10,000,000	10,192,876	2.07
18.09.2024	Hong Leong Islamic Bank Berhad	10,000,000	10,044,384	2.04
20.09.2024	Bank Islam Malaysia Berhad	10,000,000	10,074,000	2.05
01.10.2024	Bank Islam Malaysia Berhad	10,000,000	10,210,576	2.08
11.10.2024	CIMB Islamic Bank Berhad	10,000,000	10,194,329	2.07
17.10.2024	CIMB Islamic Bank Berhad	10,000,000	10,045,000	2.04
01.11.2024	Bank Islam Malaysia Berhad	10,000,000	10,210,576	2.08
01.11.2024	CIMB Islamic Bank Berhad	10,000,000	10,125,342	2.06
04.11.2024	Public Islamic Bank Berhad	5,000,000	5,015,000	1.02
29.11.2024	CIMB Islamic Bank Berhad	10,000,000	10,209,206	2.08
02.12.2024	Bank Islam Malaysia Berhad	45,000,000	45,138,699	9.18
02.12.2024	Public Islamic Bank Berhad	40,000,000	40,119,671	8.16
05.12.2024	Kuwait Finance House (Malaysia) Berhad	10,000,000	10,058,562	2.05

Amlslamic Cash Management

NOTES TO THE FINANCIAL STATEMENTS FOR THE FINANCIAL PERIOD FROM 1 DECEMBER 2023 TO 31 MAY 2024

4. SHARIAH-COMPLIANT DEPOSITS WITH LICENSED FINANCIAL INSTITUTIONS (CONT'D.)

Details of Shariah-compliant deposits with licensed financial institutions as at 31 May 2024 are as follows: (cont'd.)

Maturity date	Financial institutions	Nominal value RM	Carrying value RM	Carrying value as a percentage of NAV %
Fixed deposits (cont'd.)				
06.12.2024	CIMB Islamic Bank Berhad	10,000,000	10,026,356	2.04
06.12.2024	Public Islamic Bank Berhad	10,000,000	10,026,000	2.04
09.12.2024	Kuwait Finance House (Malaysia) Berhad	10,000,000	10,055,479	2.05
16.12.2024	Hong Leong Islamic Bank Berhad	5,000,000	5,023,822	1.02
Total fixed deposits		405,000,000	409,440,740	83.31
Total Shariah-compliant deposits		420,177,000	424,641,083	86.40

5. AMOUNT DUE TO MANAGER

	31.05.2024 RM	30.11.2023 RM
Due to Manager		
Manager's fee payable	<u>36,489</u>	<u>4,817</u>

Manager's fee is at a rate of 0.02% (30.11.2023: 0.02%) per annum on the NAV of the Fund, calculated on a daily basis.

The normal credit period in the previous financial year and current financial period for Manager's fee payable is one month.

6. AMOUNT DUE TO TRUSTEE

Trustee's fee is at a rate of 0.01% (30.11.2023: 0.01%) per annum for all classes on the NAV of the Fund, calculated on daily basis.

The normal credit period in the previous financial year and current financial period for Trustee's fee payable is one month.

Amlslamic Cash Management

NOTES TO THE FINANCIAL STATEMENTS FOR THE FINANCIAL PERIOD FROM 1 DECEMBER 2023 TO 31 MAY 2024

7. NAV ATTRIBUTABLE TO UNIT HOLDERS

Total NAV attributable to unit holders is represented by:

	Note	31.05.2024 RM	30.11.2023 RM
Unit holders' contribution			
- Class A	(a)	90,878,787	117,104,421
- Class B	(b)	40,227,640	102
- Class C	(c)	290,679,658	165,079,589
- Class D	(d)	69,730,026	74,875,199
Retained earnings			
- Realised income	(e)	-	-
		<u>491,516,111</u>	<u>357,059,311</u>

The Fund issues cancellable units in four classes as detailed below:

Classes of units	Currency denomination	Categories of investors	Distribution policy	Management fee rates
Class A	MYR	Non-Individual	Monthly	0.02%
Class B	MYR	Non-Individual	Monthly	0.02%
Class C	MYR	Non-Individual	Monthly	0.02%
Class D	MYR	Individual	Monthly	0.02%

The different charges and features for each class are as follows:

- Minimum initial investments
- Minimum additional investments
- Minimum redemption
- Minimum holding balance

(a) Unit holders' contribution/units in circulation – Class A

	31.05.2024		30.11.2023	
	Number of units	RM	Number of units	RM
At beginning of the financial period/ year	117,104,421	117,104,421	202,490,159	202,490,159
Creation during the financial period/ year	143,011,182	143,011,182	241,652,175	241,652,175
Reinvestment of distributions	1,591,938	1,591,938	4,000,276	4,000,276
Cancellation during the financial period/year	(170,828,754)	(170,828,754)	(331,038,189)	(331,038,189)
At end of the financial period/ year	<u>90,878,787</u>	<u>90,878,787</u>	<u>117,104,421</u>	<u>117,104,421</u>

Amlslamic Cash Management

NOTES TO THE FINANCIAL STATEMENTS FOR THE FINANCIAL PERIOD FROM 1 DECEMBER 2023 TO 31 MAY 2024

7. NAV ATTRIBUTABLE TO UNIT HOLDERS (CONT'D.)

(b) Unit holders' contribution/units in circulation – Class B

	31.05.2024		30.11.2023	
	Number of units	RM	Number of units	RM
At beginning of the financial period/ year	102	102	100	100
Creation during the financial period/ year	122,090,393	122,090,393	83,845,852	83,845,852
Reinvestment of distributions	196,642	196,642	5,989	5,989
Cancellation during the financial period/year	<u>(82,059,497)</u>	<u>(82,059,497)</u>	<u>(83,851,839)</u>	<u>(83,851,839)</u>
At end of the financial period/ year	<u>40,227,640</u>	<u>40,227,640</u>	<u>102</u>	<u>102</u>

(c) Unit holders' contribution/units in circulation – Class C

	31.05.2024		30.11.2023	
	Number of units	RM	Number of units	RM
At beginning of the financial period/ year	165,079,589	165,079,589	160,624,177	160,624,177
Creation during the financial period/ year	211,237,151	211,237,151	-	-
Reinvestment of distributions	2,978,261	2,978,261	4,455,412	4,455,412
Cancellation during the financial period/year	<u>(88,615,343)</u>	<u>(88,615,343)</u>	<u>-</u>	<u>-</u>
At end of the financial period/ year	<u>290,679,658</u>	<u>290,679,658</u>	<u>165,079,589</u>	<u>165,079,589</u>

AmIslamic Cash Management

NOTES TO THE FINANCIAL STATEMENTS FOR THE FINANCIAL PERIOD FROM 1 DECEMBER 2023 TO 31 MAY 2024

7. NAV ATTRIBUTABLE TO UNIT HOLDERS (CONT'D.)

(d) Unit holders' contribution/units in circulation – Class D

	31.05.2024		30.11.2023	
	Number of units	RM	Number of units	RM
At beginning of the financial period/ year	74,875,199	74,875,199	22,984,403	22,984,403
Creation during the financial period/ year	141,270,988	141,270,988	230,747,833	230,747,833
Reinvestment of distributions	1,380,409	1,380,409	1,949,248	1,949,248
Cancellation during the financial period/year	(147,796,570)	(147,796,570)	(180,806,285)	(180,806,285)
At end of the financial period/ year	<u>69,730,026</u>	<u>69,730,026</u>	<u>74,875,199</u>	<u>74,875,199</u>

(e) Realised

	31.05.2024	30.11.2023
	RM	RM
At beginning of the financial period/year	-	-
Net realised income for the financial period/year	8,551,072	13,394,980
Less: Distributions for the financial period/year	<u>(8,551,072)</u>	<u>(13,394,980)</u>
At end of the financial period/year	<u>-</u>	<u>-</u>

8. SIGNIFICANT RELATED PARTIES TRANSACTIONS AND BALANCES

The related parties and their relationships with the Fund are as follows:

Related parties

AmFunds Management Berhad
AmInvestment Bank Berhad
AMMB Holdings Berhad (“AMMB”)
Subsidiaries and associates of AMMB
as disclosed in its financial statements

Relationships

The Manager
Holding company of the Manager
Ultimate holding company of the Manager
Subsidiaries and associate companies of the
ultimate holding company of the Manager

AmIslamic Cash Management

NOTES TO THE FINANCIAL STATEMENTS FOR THE FINANCIAL PERIOD FROM 1 DECEMBER 2023 TO 31 MAY 2024

8. SIGNIFICANT RELATED PARTIES TRANSACTIONS AND BALANCES (CONT'D.)

	31.05.2024 RM	30.11.2023 RM
The Manager* - Class B	-	103

* The Manager is the legal and beneficial owner of the units.

There are no units held by any other related party as at 31 May 2024 and 30 November 2023.

Other than those disclosed elsewhere in the financial statements, the significant related party transactions and balances as at the reporting date are as follows:

	01.12.2023 to 31.05.2024 RM	01.12.2022 to 31.05.2023 RM
--	-----------------------------------	-----------------------------------

(i) Significant related party transactions

<u>AmBank Islamic Berhad</u> Profit income	426,589	-
---	---------	---

	31.05.2024 RM	30.11.2023 RM
--	------------------	------------------

(ii) Significant related party balances

<u>AmBank Islamic Berhad</u> Cash at banks	68,232,613	11,055,936
---	------------	------------

9. TAXATION

Income tax payable is calculated on Shariah-compliant investment income less deduction for permitted expenses as provided under Section 63B of the Income Tax Act, 1967.

A reconciliation of income tax expense applicable to net income before taxation at the statutory income tax rate to income tax expense at the effective income tax rate of the Fund is as follows:

Amlslamic Cash Management

NOTES TO THE FINANCIAL STATEMENTS FOR THE FINANCIAL PERIOD FROM 1 DECEMBER 2023 TO 31 MAY 2024

9. TAXATION (CONT'D.)

	01.12.2023 to 31.05.2024 RM	01.12.2022 to 31.05.2023 RM
Net income before taxation	-	-
Taxation at Malaysian statutory rate of 24% (2023: 24%)	-	-
Tax effects of:		
Income not subject to tax	(2,078,772)	(1,668,898)
Restriction on tax deductible expenses for unit trust fund	16,645	14,596
Non-permitted expenses for tax purposes	2,060,278	1,652,680
Permitted expenses not used and not available for future financial periods	1,849	1,622
Tax expense for the financial period	-	-

10. DISTRIBUTIONS

Details of distributions to unit holders for the financial periods are as follows:

	01.12.2023 to 31.05.2024 RM	01.12.2022 to 31.05.2023 RM
Income entitlement distributed on:		
31 December 2023/2022	1,162,291	1,111,349
31 January 2024/2023	1,137,547	1,147,104
29/28 February 2024/2023	1,371,824	1,043,453
31 March 2024/2023	1,658,524	1,175,823
30 April 2024/2023	1,615,350	1,221,611
31 May 2024/2023	1,605,536	1,160,003
	<u>8,551,072</u>	<u>6,859,343</u>
	31.05.2024	30.11.2023
Total amount available for distributions	-	-

The gross and net distributions of the Fund are of similar amounts as the Fund is not subject to tax. The above distributions have no implication on unit prices as the NAV per unit of the Fund was maintained at RM1.0000 throughout the financial period.

Amlslamic Cash Management

NOTES TO THE FINANCIAL STATEMENTS FOR THE FINANCIAL PERIOD FROM 1 DECEMBER 2023 TO 31 MAY 2024

11. TOTAL EXPENSE RATIO (“TER”)

The Fund’s TER is as follows:

	01.12.2023 to 31.05.2024 RM	01.12.2022 to 31.05.2023 RM
Manager’s fee	0.01	0.02
Trustee’s fee	0.01	0.01
Fund’s other expenses	-*	-*
Total TER	<u>0.02</u>	<u>0.03</u>

* represents less than 0.01%

The TER of the Fund is the ratio of the sum of fees and expenses incurred by the Fund to the average NAV of the Fund calculated on a daily basis.

12. PORTFOLIO TURNOVER RATIO (“PTR”)

The PTR of the Fund, which is the ratio of average total acquisitions and disposals of Shariah-compliant deposits with licensed financial institutions to the average NAV of the Fund calculated on a daily basis, is 11.88 times (01.12.2022 to 31.05.2023: 13.60 times).

13. SEGMENTAL REPORTING

In accordance with the objective of the Fund, substantially all of the Fund’s Shariah-compliant investments are made in the form of Islamic money market instruments in Malaysia. The Manager is of the opinion that the risk and rewards from these Shariah-compliant investments are not individually or segmentally distinct and hence the Fund does not have a separately identifiable business or geographical segments.

14. TRANSACTIONS WITH LICENSED FINANCIAL INSTITUTIONS

Details of transactions with financial institutions for the financial period ended 31 May 2024 are as follows:

Financial institutions	Transaction value	
	RM	%
RHB Islamic Bank Berhad	4,830,612,165	87.03
Public Islamic Bank Berhad	144,653,291	2.61
CIMB Islamic Bank Berhad	135,351,408	2.44
Kuwait Finance House (Malaysia) Berhad	111,497,630	2.01
Bank Islam Malaysia Berhad	106,314,411	1.91
Maybank Islamic Berhad	100,380,620	1.81
Hong Leong Islamic Bank Berhad	90,911,753	1.64
AmBank Islamic Berhad*	30,426,589	0.55
Total	<u>5,550,147,867</u>	<u>100.00</u>

Amlslamic Cash Management

NOTES TO THE FINANCIAL STATEMENTS FOR THE FINANCIAL PERIOD FROM 1 DECEMBER 2023 TO 31 MAY 2024

14. TRANSACTIONS WITH LICENSED FINANCIAL INSTITUTIONS (CONT'D.)

* A financial institution related to the Manager.

The Manager is of the opinion that the above transactions have been entered into the normal course of business and have been established under terms that are no less favourable than those arranged with independent third parties.

The above transactions (including accrued profit income) are in respect of Islamic money market deposits. Transactions in these Shariah-compliant investments do not involve any commission or brokerage fee.

15. FINANCIAL RISK MANAGEMENT OBJECTIVES AND POLICIES

The Fund is exposed to a variety of risks that include market risk, credit risk, liquidity risk, single issuer risk, regulatory risk, management risk, non-compliance risk and Shariah non-compliance risk.

Risk management is carried out by closely monitoring, measuring and mitigating the above said risks, careful selection of Shariah-compliant investments coupled with stringent compliance to Shariah-compliant investments restrictions as stipulated by the Capital Market and Services Act 2007, Securities Commission Malaysia's Guidelines on Unit Trust Funds, Securities Commission Malaysia's Guidelines on Islamic Capital Market Products and Services, and the Deeds as the backbone of risk management of the Fund.

(a) Market risk

The Fund's principal exposure to market risk arises primarily due to changes in the market environment, global economic and geo-political developments.

The Fund's market risk is affected primarily by the following risks:

(i) Rate of return risk

Rate of return risk will affect the value of the Fund's Shariah-compliant investments, given the rate of return movements, which are influenced by regional and local economic developments as well as political developments.

Domestic profit rates on Shariah-compliant deposits and placements with licensed financial institutions are determined based on prevailing market rates.

Although Islamic Fund does not deal with profit-bearing accounts and products, the fluctuation of profit rate may affect the performance of an Islamic Fund.

Amlslamic Cash Management

NOTES TO THE FINANCIAL STATEMENTS FOR THE FINANCIAL PERIOD FROM 1 DECEMBER 2023 TO 31 MAY 2024

15. FINANCIAL RISK MANAGEMENT OBJECTIVES AND POLICIES (CONT'D.)

(b) Credit risk

Credit risk is the risk that the counterparty to a financial instrument will cause a financial loss to the Fund by failing to discharge an obligation. The Fund can invest up to 100% of the NAV in Islamic money market instruments. As such the Fund would be exposed to the risk of sukuk issuers and financial institutions defaulting on its repayment obligations which in turn would affect the NAV of the Fund.

For Shariah-compliant deposits with licensed financial institutions, the Fund only makes placements with licensed financial institutions with sound rating of P1/MARC-1 and above. Cash at banks are held for liquidity purposes and are not exposed to significant credit risk.

(c) Liquidity risk

Liquidity risk is defined as the risk that the Fund will encounter difficulty in meeting obligations associated with financial liabilities that are settled by delivering cash or another financial assets. Exposure to liquidity risk arises because of the possibility that the Fund could be required to pay its financial liabilities or redeem its units earlier than expected. The Fund maintains sufficient level of liquid assets, after consultation with the Trustee, to meet anticipated payments and cancellations of units by unit holders. Liquid assets comprise of cash at banks, Shariah-compliant deposits with licensed financial institutions and other instruments, which are capable of being converted into cash within 5 to 7 days. The Fund's policy is to always maintain a prudent level of liquid assets so as to reduce liquidity risk.

(d) Single issuer risk

Internal policy restricts the Fund from investing in securities issued by any issuer of not more than a certain percentage of its NAV. Under such restriction, the risk exposure to the securities of any single issuer is diversified and managed based on internal/external ratings.

(e) Regulatory risk

Any changes in national policies and regulations may have effects on the capital market and the NAV of the Fund.

(f) Management risk

Poor management of the Fund may cause considerable losses to the Fund that in turn may affect the NAV of the Fund.

Amlslamic Cash Management

NOTES TO THE FINANCIAL STATEMENTS FOR THE FINANCIAL PERIOD FROM 1 DECEMBER 2023 TO 31 MAY 2024

15. FINANCIAL RISK MANAGEMENT OBJECTIVES AND POLICIES (CONT'D.)

(g) Non-compliance risk

This is the risk of the Manager or the Trustee not complying with the respective internal policies, the Deeds and its Supplemental Deeds, securities laws or guidelines issued by the regulators relevant to each party, which may adversely affect the performance of the Fund.

(h) Shariah non-compliance risk

This is the risk of the Fund not conforming to Shariah Investment Guidelines. The Shariah Adviser for the Fund would be responsible for ensuring that the Fund is managed and administered in accordance with Shariah Investment Guidelines. Note that as the Fund can only invest in Shariah-compliant instruments, non-compliance may adversely affect the NAV of the Fund when the rectification of non-compliance results in losses.

Amlslamic Cash Management

STATEMENT BY THE MANAGER

I, Goh Wee Peng, being the Director of and on behalf of the Board of Directors of AmFunds Management Berhad (the “Manager”), do hereby state that, in the opinion of the Manager, the accompanying financial statements are drawn up in accordance with Malaysian Financial Reporting Standards 134: *Interim Financial Reporting* (“MFRS 134”) so as to give a true and fair view of the financial position of Amlslamic Cash Management (the “Fund”) as at 31 May 2024 and of the comprehensive income, the changes in net assets attributable to unit holders and cash flows for the financial period then ended.

For and on behalf of the Manager

GOH WEE PENG

Executive Director

Kuala Lumpur, Malaysia

19 July 2024

TRUSTEE'S REPORT

TO THE UNIT HOLDERS OF AMISLAMIC CASH MANAGEMENT ("Fund")

We have acted as Trustee of the Fund for the financial period ended 31 May 2024 and we hereby confirm to the best of our knowledge, after having made all reasonable enquiries, AmFunds Management Berhad has operated and managed the Fund during the period covered by these financial statements in accordance with the following:-

1. Limitations imposed on the investment powers of the management company under the deed, securities laws and the Guidelines on Unit Trust Funds;
2. Valuation and pricing is carried out in accordance with the deed; and
3. Any creation and cancellation of units are carried out in accordance with the deed and any regulatory requirement.

We are of the opinion that the distributions of income by the Fund is appropriate and reflects the investment objective of the Fund.

For Deutsche Trustees Malaysia Berhad

Ng Hon Leong
Head, Fund Operations

Sylvia Beh
Chief Executive Officer

Kuala Lumpur
19 July 2024

SHARIAH ADVISER'S REPORT FOR ISLAMIC UNIT TRUST FUND

To the unit holders of AmIslamic Cash Management ("Fund"),

We hereby confirm the following:

1. To the best of our knowledge, after having made all reasonable enquiries, AmFunds Management Sdn Bhd has operated and managed the Fund during the period covered by these financial statements in accordance with the Shariah principles and requirements and complied with the applicable guidelines, rulings or decisions issued by the Securities Commission Malaysia pertaining to Shariah matters: and
2. The assets of the Fund comprise instruments that have been classified as Shariah-compliant.

For Amanie Advisors Sdn Bhd

Tan Sri Dr Mohd Daud Bakar

Executive Chairman

Date: 19 July 2024

DIRECTORY

Head Office 9th & 10th Floor, Bangunan AmBank Group
55, Jalan Raja Chulan, 50200 Kuala Lumpur
Tel: (03) 2032 2888 Facsimile: (03) 2031 5210
Email: enquiries@aminvest.com

Postal Address AmFunds Management Berhad
P.O Box 13611, 50816 Kuala Lumpur

*For enquiries about this or any of the other Funds offered by AmFunds Management Berhad
Please call 2032 2888 between 8.45 a.m. to 5.45 p.m. (Monday to Thursday),
Friday (8.45 a.m. to 5.00 p.m.)*

