

Annual Report for

# AmIslamic Cash Management

30 November 2023



**AmInvest**

Growing Your Investments in a Changing World

## TRUST DIRECTORY

### **Manager**

AmFunds Management Berhad  
9<sup>th</sup> & 10<sup>th</sup> Floor, Bangunan AmBank Group  
55 Jalan Raja Chulan  
50200 Kuala Lumpur

### **Board of Directors**

Jeyaratnam A/L Tamotharam Pillai  
Ng Chih Kaye  
Jas Bir Kaur A/P Lol Singh  
Arnold Lim Boon Lay  
Goh Wee Peng

### **Investment Committee**

Arnold Lim Boon Lay  
Tracy Chen Wee Keng  
Goh Wee Peng

### **Investment Manager**

AmIslamic Funds Management Sdn Bhd

### **Shariah Adviser**

Amanie Advisors Sdn Bhd

### **Trustee**

Deutsche Trustees Malaysia Berhad

### **Auditors and Reporting Accountants**

Ernst & Young PLT

### **Taxation Adviser**

Deloitte Tax Services Sdn Bhd

## **CONTENTS**

- 1** Manager's Report
- 10** Independent Auditor's Report to the Unit holders
- 14** Statement of Financial Position
- 15** Statement of Comprehensive Income
- 16** Statement of Changes in Net Assets Attributable to Unit Holders
- 17** Statement of Cash Flows
- 18** Notes to the Financial Statements
- 41** Statement by the Manager
- 42** Trustee's Report
- 43** Shariah Adviser's Report
- 44** Directory

## MANAGER'S REPORT

Dear Unitholders,

We are pleased to present you the Manager's report and the audited accounts of Amlslamic Cash Management ("Fund") for the financial year ended 30 November 2023.

### Salient Information of the Fund

<b>Name</b>	Amlslamic Cash Management ("Fund")
<b>Category/ Type</b>	Money Market (Islamic) / Income
<b>Objective</b>	<p>The Fund aims to provide regular stream of monthly income* and liquidity** by investing primarily in Islamic deposits and Islamic money market instruments.</p> <p><i>Notes:</i>  <i>*Income distribution (if any) could be in the form of units or cash.</i>  <i>**Liquidity means that investors may receive their redemption proceeds on the next day after redemption application is received by the Manager on or before the cut-off time.</i>  <i>Any material change to the investment objective of the Fund would require Unit Holders' approval.</i></p>
<b>Duration</b>	The Fund was established on 27 November 2017 and shall exist for as long as it appears to the Manager and the Trustee that it is in the interests of the unitholders for it to continue. In some circumstances, the unitholders can resolve at a meeting to terminate the Fund.
<b>Performance Benchmark</b>	<p>Maybank General Investment Account-i (GIA-i) 1-Month Rate ("MBB")          (Available at <a href="http://www.aminvest.com">www.aminvest.com</a> / <a href="http://www.maybank2u.com.my">www.maybank2u.com.my</a>)</p> <p><i>Note: The benchmark does not imply that the risk profile of the Fund is the same as the risk profile of the benchmark. Investors of the Fund will assume a higher risk compared to the benchmark. Hence, the returns of the Fund may be potentially higher due to the higher risk faced by the investors.</i></p>
<b>Income Distribution Policy</b>	<p>All income from the investments will be accrued and allocated to Unit Holders on a daily basis. Income is paid monthly within 14 days after the last day of each month or on full redemption.</p> <p><i>Note: Income distribution (if any) could be in the form of units or cash.</i></p>

### Fund Performance Data

<b>Portfolio Composition</b>	Details of portfolio composition of the Fund as at 30 November are as follows:			
		As at 30 November		
		2023 %	2022 %	2021 %
	Money market deposits and cash equivalents	100.00	100.00	100.00
<b>Total</b>	<b>100.00</b>	<b>100.00</b>	<b>100.00</b>	
	<i>Note: The abovementioned percentages are calculated based on total net asset value.</i>			

**Performance Details**

Performance details of the Fund for the financial years ended 30 November are as follows:

	<b>FYE 2023</b>	<b>FYE 2022</b>	<b>FYE 2021</b>
<b>Net asset value (RM)*</b>			
- Class A	117,104,421	202,490,159	488,471,617
- Class B	102	100	92,367,917
- Class C	165,079,589	160,624,177	1,268,723,877
- Class D <sup>(4)</sup>	74,875,199	22,984,403	-
<b>Units in circulation*</b>			
- Class A	117,104,421	202,490,159	488,471,349
- Class B	102	100	92,367,866
- Class C	165,079,589	160,624,177	1,268,723,179
- Class D <sup>(4)</sup>	74,875,199	22,984,403	-
<b>Net asset value per unit (RM)*</b>			
- Class A	1.0000	1.0000	1.0000
- Class B	1.0000	1.0000	1.0000
- Class C	1.0000	1.0000	1.0000
- Class D <sup>(4)</sup>	1.0000	1.0000	-
<b>Highest net asset value per unit (RM)*</b>			
- Class A	1.0000	1.0000	1.0000
- Class B	1.0000	1.0000	1.0000
- Class C	1.0000	1.0000	1.0000
- Class D <sup>(4)</sup>	1.0000	1.0000	-
<b>Lowest net asset value per unit (RM)*</b>			
- Class A	1.0000	1.0000	1.0000
- Class B	1.0000	1.0000	1.0000
- Class C	1.0000	1.0000	1.0000
- Class D <sup>(4)</sup>	1.0000	1.0000	-
<b>Benchmark performance (%)</b>			
- Class A	2.05	1.31	1.00
- Class B	2.05	1.31	1.00
- Class C	2.05	1.31	1.00
- Class D <sup>(4)</sup>	2.05	1.26	-
<b>Total return (%)<sup>(1)</sup></b>			
- Class A	3.69	2.26	1.91
- Class B	3.69	2.44	2.00
- Class C	3.73	2.26	1.96
- Class D <sup>(4)</sup>	3.69	2.14	-
<b>Income distributions (%)</b>			
- Class A	3.69	2.26	1.91
- Class B	3.69	2.44	2.00
- Class C	3.73	2.26	1.96
- Class D <sup>(4)</sup>	3.69	2.14	-
<b>Gross/Net distributions (RM)</b>			
- Class A	5,217,787	7,014,291	6,180,012
- Class B	54,241	1,773,777	3,023,941
- Class C	5,968,274	9,502,423	31,112,810
- Class D <sup>(4)</sup>	2,154,678	1,330,671	-
<b>Total expense ratio (%)<sup>(2)</sup></b>			
	0.04	0.07	0.14
<b>Portfolio turnover ratio (times)<sup>(3)</sup></b>			
	22.29	27.28	7.20

\* Above prices and net asset value per unit are shown as ex-distribution.

**Note:**

- (1) Total return is computed based on the income return of the Fund net of all fees.
- (2) Total expense ratio ("TER") is calculated based on the total fees and expenses incurred by the Fund divided by the average fund size calculated on a daily basis. The TER decreased by 0.03% as compared to 0.07% per annum for the financial year ended 30 November 2022 mainly due to decrease in expenses.
- (3) Portfolio turnover ratio ("PTR") is calculated based on the average of the total acquisitions and total disposals of investment securities of the Fund divided by the average fund size calculated on a daily basis. The decrease in the PTR for 2023 and increase for 2022 were due mainly to investing activities.
- (4) Class D was launched on 20 December 2021.

**Average Total Return (as at 30 November 2023)**

	<b>Amlslamic Cash Management<sup>(a)</sup></b> %	<b>MBB<sup>(b)</sup></b> %
<b>One year</b>		
- Class A	3.69	2.05
- Class B	3.69	2.05
- Class C	3.73	2.05
- Class D	3.69	2.05
<b>Three years</b>		
- Class A	2.62	1.45
- Class B	2.69	1.45
- Class C	2.65	1.45
<b>Five years</b>		
- Class A	2.77	1.63
- Class B	2.83	1.63
- Class C	2.83	1.63
<b>Since launch</b>		
- Class A (27 November 2017)	2.73	1.86
- Class B (27 November 2017)	2.56	1.86
- Class C (27 November 2017)	2.35	1.86
- Class D (20 December 2021) <sup>(d)</sup>	3.00	1.70

**Annual Total Return**

<b>Financial Year/Period Ended (30 November)</b>	<b>Amlslamic Cash Management<sup>(a)</sup></b> %	<b>MBB<sup>(b)</sup></b> %
<b>2023</b>		
- Class A	3.69	2.05
- Class B	3.69	2.05
- Class C	3.73	2.05
- Class D	3.69	2.05
<b>2022</b>		
- Class A	2.26	1.31
- Class B	2.44	1.31
- Class C	2.26	1.31
<b>2021</b>		
- Class A	1.91	1.00
- Class B	2.00	1.00
- Class C	1.96	1.00

Financial Year/Period Ended (30 November/30 April)	Amlslamic Cash Management <sup>(a)</sup> %	MBB <sup>(b)</sup> %
2020		
- Class A	2.57	1.46
- Class B	2.61	1.46
- Class C	2.66	1.46
2019 <sup>(c)</sup>		
- Class A	1.90	1.32
- Class B	1.93	1.32
- Class C	1.96	1.32

(a) Source: Novagni Analytics and Advisory Sdn. Bhd.

(b) Maybank General Investment Account-i (GIA-i) 1-Month Rate (“MBB”).  
(Available at [www.aminvest.com](http://www.aminvest.com) / [www.maybank2u.com.my](http://www.maybank2u.com.my))

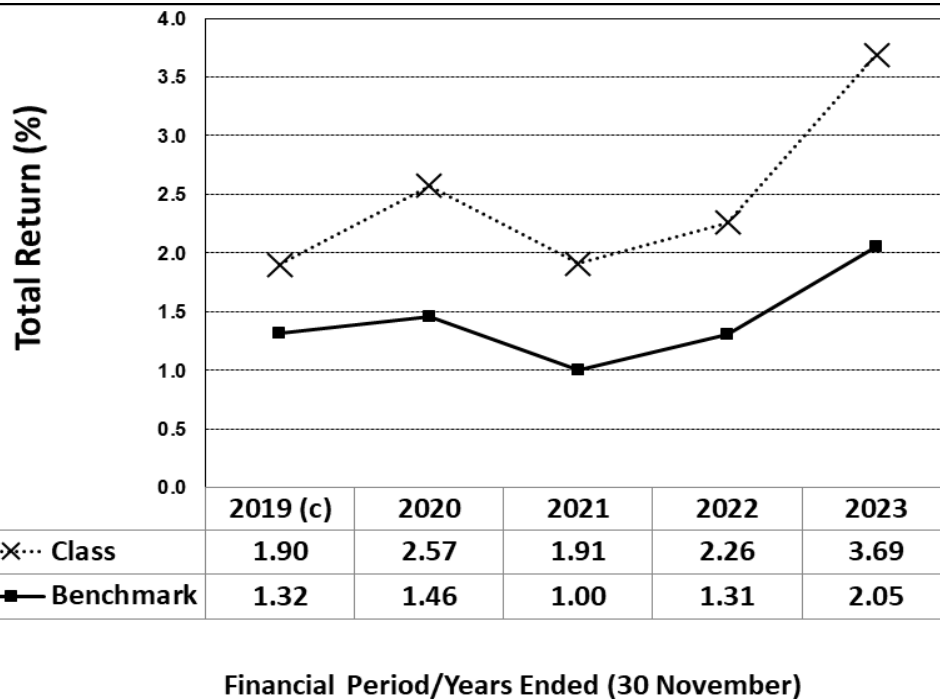
(c) Total actual return for the financial period from 1 May 2019 to 30 November 2019.

(d) Total actual return for the financial period from 20 December 2021 (date of launch) to 30 November 2023.

The Fund performance is calculated based on the net asset value per unit of the Fund. Average total return of the Fund and its benchmark for a period is computed based on the accumulated return for that period annualised over one year.

**Note: Past performance is not necessarily indicative of future performance and that unit prices and investment returns may go down, as well as up.**

<b>Fund Performance</b>	<u>Class A</u>
	<p>For the financial year under review, the Fund registered a return of 3.69% which is entirely income distribution in nature.</p> <p>Thus, the Fund’s return of 3.69% has outperformed the benchmark’s return of 2.05% by 1.64%.</p> <p>As compared with the financial year ended 30 November 2022, the net asset value (“NAV”) per unit of the Fund was maintained at RM1.0000, while units in circulation decreased by 42.17% from 202,490,159 units to 117,104,421 units.</p> <p>The following line chart shows comparison between the annual performances of Amlslamic Cash Management - Class A and its benchmark, MBB, for the financial period/years ended 30 November.</p>



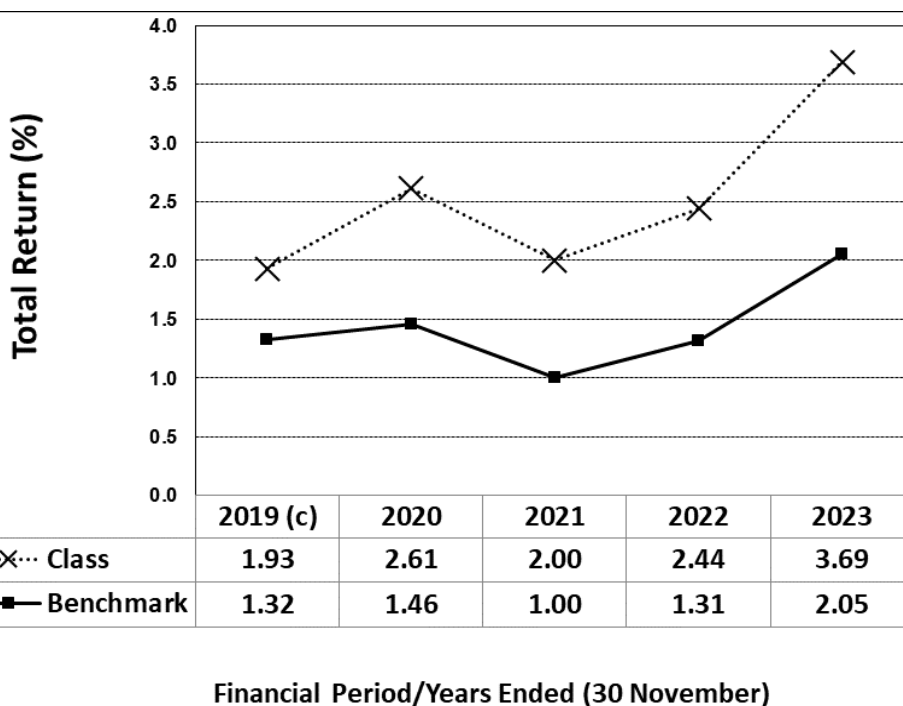
### Class B

For the financial year under review, the Fund registered a return of 3.69% which is entirely income distribution in nature.

Thus, the Fund’s return of 3.69% has outperformed the benchmark’s return of 2.05% by 1.64%.

As compared with the financial year ended 30 November 2022, the net asset value (“NAV”) per unit of the Fund was maintained at RM1.0000, while units in circulation increased by 2.00% from 100 units to 102 units.

The following line chart shows comparison between the annual performances of Amlslamic Cash Management - Class B and its benchmark, MBB, for the financial period/years ended 30 November.





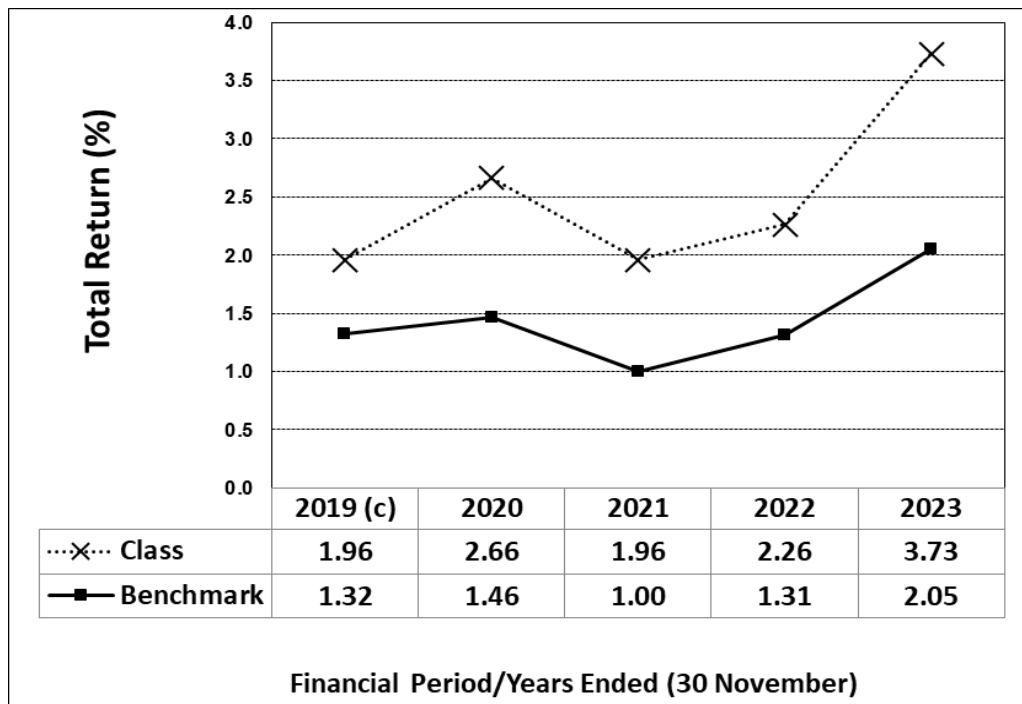
### Class C

For the financial year under review, the Fund registered a return of 3.73% which is entirely income distribution in nature.

Thus, the Fund's return of 3.73% has outperformed the benchmark's return of 2.05% by 1.68%.

As compared with the financial year ended 30 November 2022, the net asset value ("NAV") per unit of the Fund was maintained at RM1.0000, while units in circulation increased by 2.77% from 160,624,177 units to 165,079,589 units.

The following line chart shows comparison between the annual performances of Amlslamic Cash Management - Class C and its benchmark, MBB, for the financial period/years ended 30 November.



### Class D

For the financial year under review, the Fund registered a return of 3.69% which is entirely income distribution in nature.

Thus, the Fund's return of 3.69% has outperformed the benchmark's return of 2.05% by 1.64%.

As compared with the financial year ended 30 November 2022, the net asset value ("NAV") per unit of the Fund was maintained at RM1.0000, while units in circulation increased by > 100% from 22,984,403 units to 74,875,199 units.

**Note: Past performance is not necessarily indicative of future performance and that unit prices and investment returns may go down, as well as up.**

<b>Strategies and Policies Employed</b>	<p>The Fund seeks to achieve its objective by investing 100% of its NAV in ringgit-denominated Shariah-compliant investments, i.e. Islamic deposits and/ or Islamic money market instruments. The Islamic money market instruments, issuers of the Islamic money market instruments and the financial institutions issuing the Islamic deposits must have a minimum credit rating of:</p> <p>i) Short-term credit rating of P1 by RAM or its equivalent as rated by a local or global rating agency; or</p> <p>ii) Long-term credit rating of A3 by RAM or its equivalent as rated by a local or global rating agency.</p> <p>The Fund’s investments will be structured as follows:</p> <ul style="list-style-type: none"> <li>• The Fund will invest a minimum of 90% of the Fund’s NAV in Islamic deposits and/or Islamic money market instruments which have a remaining maturity period of not more than 397 calendar days.</li> <li>• The Fund will invest not more than 10% of the Fund’s NAV in Islamic deposits and/or Islamic money market instruments which have a remaining maturity period of more than 397 days but fewer than 732 days.</li> </ul> <p>If the credit rating of the Islamic money market instruments, the financial institutions or the issuers of the Islamic money market instruments falls below the minimum credit rating, the Manager may dispose of the particular Shariah-compliant investment affected. However, the Manager reserves the right to maintain the investment should the Manager is of the opinion that the credit event is a temporary event. The sales proceeds may be reinvested in other Islamic deposits and/or Islamic money market instruments.</p>												
<b>Portfolio Structure</b>	<p>The table below is the asset allocation of the Fund as at 30 November 2023 and 30 November 2022.</p> <table border="1" data-bbox="352 1227 1428 1440"> <thead> <tr> <th></th> <th>As at 30.11.2023</th> <th>As at 30.11.2022 %</th> <th>Changes %</th> </tr> </thead> <tbody> <tr> <td>Money market deposits and cash equivalents</td> <td>100.00</td> <td>100.00</td> <td>-</td> </tr> <tr> <td><b>Total</b></td> <td><b>100.00</b></td> <td><b>100.00</b></td> <td></td> </tr> </tbody> </table> <p>As at end-November 2023, the Fund has invested 100% in money market deposits and cash equivalents.</p>		As at 30.11.2023	As at 30.11.2022 %	Changes %	Money market deposits and cash equivalents	100.00	100.00	-	<b>Total</b>	<b>100.00</b>	<b>100.00</b>	
	As at 30.11.2023	As at 30.11.2022 %	Changes %										
Money market deposits and cash equivalents	100.00	100.00	-										
<b>Total</b>	<b>100.00</b>	<b>100.00</b>											
<b>Securities Lending / Repurchase Transactions</b>	<p>The Fund has not undertaken any securities lending or repurchase transactions (collectively referred to as “securities financing transactions”).</p>												
<b>Cross Trade</b>	<p>There were no cross trades undertaken during the financial year under review.</p>												

<b>Distribution/ Unit splits</b>	The Fund distributes the entire income earned on a monthly basis. For the financial year under review, the Fund has distributed income totaling RM13,394,980 and no unit split was declared. Effective from 1 January 2022, Section 109 DA of the Income Tax Act 1967 requires that when the Fund distributes income that has been exempted from income tax pursuant to Paragraph 35A of Schedule 6 of the Income Tax Act 1967 to unit holders that are not individuals, withholding tax of 24% of the amount distributed to the non-individual unit holder is to be deducted from the said distribution. The rate of 24% is stipulated under Part XIX of Schedule 1 of the Income Tax Act, 1967.
<b>State of Affairs</b>	There has been neither significant changes to the state of affairs of the Fund nor any circumstances that materially affect any interests of the unitholders during the financial year under review.
<b>Rebates and Soft Commission</b>	During the year, the management company did not receive soft commissions by virtue of transactions conducted for the Fund.
<b>Market Review</b>	<p>During the Fund's financial year, the domestic bond market experienced a strong year. Overall, Malaysian Government Securities (MGS) yield curve bull flattened. Apart from the significant foreign inflows in Malaysia debt securities, the bullish movements were driven by strong domestic market liquidity which flowed into the bond market after adopting a cautious stance throughout 2022. This was supported by market expectation of extended pause in Bank Negara Malaysia's (BNM) Overnight Policy Rate (OPR) at 3.00% as well as the narrative that the Federal Reserve's period of rate tightening may be over after hiking a total of 100bps in the first 7 months of 2023, bringing the Federal Reserve Fund Rate (upper bound) to 5.50%. The disinflationary trend in United States (US) and the dovish statement by the Federal Open Market Committee (FOMC) have also led the market to believe that the Federal Reserve may be cutting rates as early as March 2024.</p> <p>The domestic bond market's trajectory has not been a straight-forward, one-way street. It started on a positive note, with significant yield movements came after BNM surprising the market with a hold on the OPR at 2.75% in January 2023. The market was further supported by concerns over global financial stability stemming from the failures of three US regional banks and the government-brokered takeover of Credit Suisse by UBS in March 2023. However, the subsequent lack of catalyst in the domestic market sent MGS yields to slowly drift higher as global bond market sentiment weakened when the "higher for longer" narrative in US took center stage again. Finally, Malaysia's bond market sentiments took a hit when both 10-year and 30-year United States Treasury (UST) briefly touched the 5.00% psychological level, bringing MGS yields to levels observed at the beginning of the year in October 2023. However, the sentiment in the local bond market swiftly shifted to a positive stance in November 2023, buoyed by rally in UST on the back of a slew of underwhelming macro data releases and the Israel-Hamas crisis.</p> <p>In line with the strong government bond market, domestic corporate bonds picked up robust demand as local investors aggressively pursuing yields. This led to tightening of credit spreads across the curve and higher trading volume during the Fund's financial year.</p>
<b>Market Outlook</b>	On the domestic front, Bank Negara Malaysia (BNM) continues to maintain an accommodative monetary policy and in the absence of any inflationary pressures will likely stand pat for the first half of 2024. The local bond yield curve has similarly shifted lower at the end of 2023, and it is unlikely that we will experience the sharp spike in yields.

**Additional Information**

The following information was updated:

- 1) Pn Azian Binti Kassim has been appointed as an Independent Non-Executive Director of Amlslamic Funds Management Sdn Bhd and a member of the Fund Management Division's Audit and Risk Management Committee with effect 30 June 2023.
- 2) The Replacement Prospectus in respect of Amlslamic Cash Management dated 31 August 2023 (the "Replacement Prospectus") has been registered with Securities Commission Malaysia. The Replacement Prospectus was issued to be in line with the revised Guidelines on Unit Trust Funds and the Prospectus Guidelines for Collective Investment Schemes.
- 3) Mr Tai Terk Lin, an Independent Non-Executive Director of AmFunds Management Berhad ('AFM'), has retired from the Board and the Fund Management Division's Audit and Risk Management Committee with effect from 15 December 2023.
- 4) Mdm Jas Bir Kaur A/P Lol Singh, an Independent Non-Executive Director of AFM, has resigned as the Chairperson of the Investment Committee and has been appointed as a member of the Fund Management Division's Audit and Risk Management Committee with effect from 15 December 2023.
- 5) Mr Arnold Lim Boon Lay has been appointed as an Independent Non-Executive Director of AFM and the Chairman of the Investment Committee with effect from 15 December 2023.

Kuala Lumpur, Malaysia  
AmFunds Management Berhad

18 January 2024

## **Independent auditors' report to the unit holders of Amlslamic Cash Management**

### **Report on the audit of the financial statements**

#### *Opinion*

We have audited the financial statements of Amlslamic Cash Management ("the Fund"), which comprise the statement of financial position as at 30 November 2023, and the statement of comprehensive income, statement of changes in net assets attributable to unit holders and statement of cash flows for the financial year then ended, and notes to the financial statements, including a summary of significant accounting policies, as set out on pages 14 to 40.

In our opinion, the accompanying financial statements give a true and fair view of the financial position of the Fund as at 30 November 2023, and of its financial performance and cash flows for the financial year then ended in accordance with Malaysian Financial Reporting Standards and International Financial Reporting Standards.

#### *Basis for opinion*

We conducted our audit in accordance with approved standards on auditing in Malaysia and International Standards on Auditing. Our responsibilities under those standards are further described in the *Auditor's Responsibilities for the Audit of the Financial Statements* section of our report. We believe that the audit evidence we have obtained is sufficient and appropriate to provide a basis for our opinion.

#### *Independence and other ethical responsibilities*

We are independent of the Fund in accordance with the By-Laws (on Professional Ethics, Conduct and Practice) of the Malaysian Institute of Accountants ("By-Laws") and the International Code of Ethics for Professional Accountants (including International Independence Standards) ("IESBA Code"), and we have fulfilled our other ethical responsibilities in accordance with the By-Laws and the IESBA Code.

#### *Information other than the financial statements and auditors' report thereon*

The Manager is responsible for the other information. The other information comprises the information in the annual report of the Fund, but does not include the financial statements of the Fund and our auditors' report thereon.

Our opinion on the financial statements of the Fund does not cover the other information and we do not express any form of assurance conclusion thereon.

**Independent auditors' report to the unit holders of  
Amlslamic Cash Management (cont'd.)**

*Information other than the financial statements and auditors' report thereon (cont'd.)*

In connection with our audit of the financial statements of the Fund, our responsibility is to read the other information and, in doing so, consider whether the other information is materially inconsistent with the financial statements of the Fund or our knowledge obtained in the audit or otherwise appears to be materially misstated.

If, based on the work we have performed, we conclude that there is a material misstatement of this other information, we are required to report the fact. We have nothing to report in this regard.

*Responsibilities of the Manager and the Trustees for the financial statements*

The Manager is responsible for the preparation of the financial statements of the Fund that give a true and fair view in accordance with Malaysian Financial Reporting Standards and International Financial Reporting Standards. The Manager is also responsible for such internal control as the Manager determines is necessary to enable the preparation of financial statements of the Fund that are free from material misstatement, whether due to fraud or error.

In preparing the financial statements of the Fund, the Manager is responsible for assessing the Fund's ability to continue as a going concern, disclosing, as applicable, matters related to going concern and using the going concern basis of accounting unless the Manager either intends to liquidate the Fund or to cease operations, or has no realistic alternative to do so.

The Trustee is responsible for ensuring that the Manager maintains proper accounting and other records as are necessary to enable true and fair presentation of these financial statements.

*Auditor's responsibilities for the audit of the financial statements*

Our objectives are to obtain reasonable assurance about whether the financial statements of the Fund, as a whole are free from material misstatement, whether due to fraud or error, and to issue an auditors' report that includes our opinion. Reasonable assurance is a high level of assurance, but is not a guarantee that an audit conducted in accordance with approved standards on auditing in Malaysia and International Standards on Auditing will always detect a material misstatement when it exists. Misstatements can arise from fraud or error and are considered material if, individually or in the aggregate, they could reasonably be expected to influence the economic decisions of users taken on the basis of these financial statements.

**Independent auditors' report to the unit holders of  
Amlslamic Cash Management (cont'd.)**

*Auditor's responsibilities for the audit of the financial statements (cont'd.)*

As part of an audit in accordance with the approved standards on auditing in Malaysia and International Standards on Auditing, we exercise professional judgment and maintain professional skepticism throughout the planning and performance of the audit. We also:

- Identify and assess the risks of material misstatement of the financial statements of the Fund, whether due to fraud or error, design and perform audit procedures responsive to those risks, and obtain audit evidence that is sufficient and appropriate to provide a basis for our opinion. The risk of not detecting a material misstatement resulting from fraud is higher than for one resulting from error, as fraud may involve collusion, forgery, intentional omissions, misrepresentations, or the override of internal control.
- Obtain an understanding of internal control relevant to the audit in order to design audit procedures that are appropriate in the circumstances, but not for the purpose of expressing an opinion on the effectiveness of the Fund's internal control.
- Evaluate the appropriateness of accounting policies used and the reasonableness of accounting estimates and related disclosures made by the Manager.
- Conclude on the appropriateness of the Manager's use of the going concern basis of accounting and, based on the audit evidence obtained, whether a material uncertainty exists related to events or conditions that may cast significant doubt on the Fund's ability to continue as a going concern. If we conclude that a material uncertainty exists, we are required to draw attention in our auditors' report to the related disclosures in the financial statements or, if such disclosures are inadequate, to modify our opinion. Our conclusions are based on the audit evidence obtained up to the date of our auditors' report. However, future events or conditions may cause the Fund to cease to continue as a going concern.
- Evaluate the overall presentation, structure and content of the financial statements of the Fund, including the disclosures, and whether the financial statements of the Fund represent the underlying transactions and events in a manner that achieves fair presentation.

We communicate with the Manager regarding, among other matters, the planned scope and timing of the audit and significant audit findings, including any significant deficiencies in internal control that we identify during our audit.

**Independent auditors' report to the unit holders of  
Amlslamic Cash Management (cont'd.)**

**Other matters**

This report is made solely to the unit holders of the Fund, as a body, in accordance with the Guidelines on Unit Trust Funds issued by Securities Commission Malaysia and for no other purpose. We do not assume responsibility to any other person for the content of this report.

Ernst & Young PLT  
202006000003 (LLP0022760-LCA) & AF 0039  
Chartered Accountants

Ng Sue Ean  
No. 03276/07/2024 J  
Chartered Accountant

Kuala Lumpur, Malaysia  
18 January 2024



## Amlslamic Cash Management

### STATEMENT OF FINANCIAL POSITION AS AT 30 NOVEMBER 2023

	Note	2023 RM	2022 RM
<b>ASSETS</b>			
Shariah-compliant deposits with licensed financial institutions	4	346,937,858	350,001,252
Other receivables		27,332	103,048
Cash at banks		11,157,030	37,012,217
<b>TOTAL ASSETS</b>		<b>358,122,220</b>	<b>387,116,517</b>
<b>LIABILITIES</b>			
Amount due to Manager	5	4,817	18,362
Amount due to Trustee	6	2,910	3,497
Distribution payable	10	1,042,607	987,344
Sundry payables and accruals		12,575	8,475
<b>TOTAL LIABILITIES (EXCLUDING NET ASSETS ATTRIBUTABLE TO UNIT HOLDERS)</b>		<b>1,062,909</b>	<b>1,017,678</b>
<b>NET ASSET VALUE ("NAV") OF THE FUND ATTRIBUTABLE TO UNIT HOLDERS</b>		<b>357,059,311</b>	<b>386,098,839</b>
<b>NET ASSETS ATTRIBUTABLE TO UNIT HOLDERS OF THE FUND COMPRISE:</b>			
Unit holders' contribution	7(a)(b)(c)(d)	357,059,311	386,098,839
Retained earnings	7(e)	-	-
		<b>357,059,311</b>	<b>386,098,839</b>
<b>NET ASSET VALUE</b>			
- Class A		117,104,421	202,490,159
- Class B		102	100
- Class C		165,079,589	160,624,177
- Class D		74,875,199	22,984,403
		<b>357,059,311</b>	<b>386,098,839</b>
<b>UNITS IN CIRCULATION</b>			
- Class A	7(a)	117,104,421	202,490,159
- Class B	7(b)	102	100
- Class C	7(c)	165,079,589	160,624,177
- Class D	7(d)	74,875,199	22,984,403
<b>NAV PER UNIT (RM)</b>			
- Class A		1.0000	1.0000
- Class B		1.0000	1.0000
- Class C		1.0000	1.0000
- Class D		1.0000	1.0000

*The accompanying notes form an integral part of the financial statements.*

## Amlslamic Cash Management

### STATEMENT OF COMPREHENSIVE INCOME FOR THE FINANCIAL YEAR ENDED 30 NOVEMBER 2023

	Note	2023 RM	2022 RM
<b>SHARIAH-COMPLIANT INVESTMENT INCOME</b>			
Profit income		<u>13,556,366</u>	<u>20,294,724</u>
<b>EXPENDITURE</b>			
Manager's fee	5	(100,985)	(555,658)
Trustee's fee	6	(36,601)	(95,326)
Audit fee		(5,000)	(5,000)
Tax agent's fee		(4,100)	(4,100)
Other expenses		<u>(14,700)</u>	<u>(14,495)</u>
		<u>(161,386)</u>	<u>(674,579)</u>
<b>Net income before finance cost and taxation</b>		13,394,980	19,620,145
Finance cost - distributions to unit holders			
- Class A		(5,217,787)	(7,014,291)
- Class B		(54,241)	(1,773,777)
- Class C		(5,968,274)	(9,502,423)
- Class D		<u>(2,154,678)</u>	<u>(1,330,671)</u>
		<u>(13,394,980)</u>	<u>(19,621,162)</u>
<b>Net loss before taxation</b>		-	(1,017)
<b>Taxation</b>	9	<u>-</u>	<u>-</u>
<b>Net loss after taxation, representing total comprehensive loss for the financial year</b>		<u>-</u>	<u>(1,017)</u>
Total comprehensive loss comprises the following:			
Realised loss		<u>-</u>	<u>(1,017)</u>
<b>Distributions for the financial year</b>			
Net distributions	10	<u>13,394,980</u>	<u>19,621,162</u>

*The accompanying notes form an integral part of the financial statements.*

## Amlslamic Cash Management

### STATEMENT OF CHANGES IN NET ASSETS ATTRIBUTABLE TO UNIT HOLDERS FOR THE FINANCIAL YEAR ENDED 30 NOVEMBER 2023

	Note	Unit holders' contribution RM	Retained earnings RM	Total RM
At 1 December 2022		386,098,839	-	386,098,839
Creation of units				
- Class A	7(a)	241,652,175	-	241,652,175
- Class B	7(b)	83,845,852	-	83,845,852
- Class D	7(d)	230,747,833	-	230,747,833
Reinvestment of distributions				
- Class A	7(a)	4,000,276	-	4,000,276
- Class B	7(b)	5,989	-	5,989
- Class C	7(c)	4,455,412	-	4,455,412
- Class D	7(d)	1,949,248	-	1,949,248
Cancellation of units				
- Class A	7(a)	(331,038,189)	-	(331,038,189)
- Class B	7(b)	(83,851,839)	-	(83,851,839)
- Class D	7(d)	(180,806,285)	-	(180,806,285)
Balance at 30 November 2023		<u>357,059,311</u>	-	<u>357,059,311</u>
At 1 December 2021		1,849,562,394	1,017	1,849,563,411
Total comprehensive loss for the financial year		-	(1,017)	(1,017)
Creation of units				
- Class A	7(a)	485,578,797	-	485,578,797
- Class B	7(b)	902,889,022	-	902,889,022
- Class C	7(c)	1,487,757,855	-	1,487,757,855
- Class D	7(d)	386,191,983	-	386,191,983
Reinvestment of distributions				
- Class A	7(a)	5,568,046	-	5,568,046
- Class B	7(b)	644,440	-	644,440
- Class C	7(c)	8,252,693	-	8,252,693
- Class D	7(d)	1,156,109	-	1,156,109
Cancellation of units				
- Class A	7(a)	(777,128,033)	-	(777,128,033)
- Class B	7(b)	(995,901,228)	-	(995,901,228)
- Class C	7(c)	(2,604,109,550)	-	(2,604,109,550)
- Class D	7(d)	(364,363,689)	-	(364,363,689)
Balance at 30 November 2022		<u>386,098,839</u>	-	<u>386,098,839</u>

*The accompanying notes form an integral part of the financial statements.*

## Amlslamic Cash Management

### STATEMENT OF CASH FLOWS FOR THE FINANCIAL YEAR ENDED 30 NOVEMBER 2023

	Note	2023 RM	2022 RM
<b>CASH FLOWS FROM OPERATING AND INVESTING ACTIVITIES</b>			
Proceeds from maturity of Shariah-compliant deposits		560,000,000	2,100,300,000
Placement of Shariah-compliant deposits		(730,000,000)	(985,000,000)
Profit received		12,207,561	30,749,941
Manager's fee paid		(114,530)	(716,127)
Trustee's fee paid		(37,188)	(107,725)
Tax agent's fee paid		-	(4,100)
Payments for other expenses		(19,700)	(21,827)
Net cash (used in)/generated from operating and investing activities		<u>(157,963,857)</u>	<u>1,145,200,162</u>
<b>CASH FLOWS FROM FINANCING ACTIVITIES</b>			
Proceeds from creation of units		556,245,860	3,262,417,657
Payments for cancellation of units		(595,696,313)	(4,741,502,500)
Distributions paid		(2,928,792)	(5,886,129)
Net cash used in financing activities		<u>(42,379,245)</u>	<u>(1,484,970,972)</u>
<b>NET DECREASE IN CASH AND CASH EQUIVALENTS</b>		<b>(200,343,102)</b>	<b>(339,770,810)</b>
<b>CASH AND CASH EQUIVALENTS AT THE BEGINNING OF THE FINANCIAL YEAR</b>		<b><u>316,619,442</u></b>	<b><u>656,390,252</u></b>
<b>CASH AND CASH EQUIVALENTS AT THE END THE OF FINANCIAL YEAR</b>		<b><u>116,276,340</u></b>	<b><u>316,619,442</u></b>
Cash and cash equivalents comprise:			
Short-term Shariah-compliant deposits with licensed financial institutions	4	105,119,310	279,607,225
Cash at banks		11,157,030	37,012,217
		<u>116,276,340</u>	<u>316,619,442</u>

*The accompanying notes form an integral part of the financial statements.*

## Amlslamic Cash Management

### NOTES TO THE FINANCIAL STATEMENTS FOR THE FINANCIAL YEAR ENDED 30 NOVEMBER 2023

#### 1. GENERAL INFORMATION

Amlslamic Cash Management (“the Fund”) was established pursuant to a Deed dated 11 August 2017 (“the Deed”), between AmFunds Management Berhad as the Manager, Deutsche Trustees Malaysia Berhad as the Trustee and all unit holders.

The Fund aims to provide regular stream of monthly income and liquidity by investing primarily in Islamic deposits and Islamic money market instruments. As provided in the Deed, the financial year shall end on 30 April and the units in the Fund were offered for sale on 27 November 2017.

The Fund has changed its financial years end from 30 April to 30 November pursuant to the Second Supplementary Prospectus dated 8 November 2019.

The financial statements were authorised for issue by the Manager on 18 January 2024.

#### 2. BASIS OF PREPARATION OF THE FINANCIAL STATEMENTS

The financial statements of the Fund have been prepared on a historical cost basis, except as otherwise stated in the accounting policies and comply with Malaysian Financial Reporting Standards (“MFRS”) as issued by the Malaysian Accounting Standards Board (“MASB”) and International Financial Reporting Standards (“IFRS”).

##### Standards effective during the financial year

The adoption of the following MFRS which became effective during the financial year did not have any material financial impact to the financial statements.

<b>Description</b>	<b>Effective for financial periods beginning on or after</b>
Amendments to MFRSs contained in the document entitled “Annual Improvements to MFRS Standards 2018-2020” Reference to the Conceptual Framework (Amendments to MFRS 3 <i>Business Combinations</i> )*	1 January 2022
Property, Plant and Equipment - Proceeds before Intended Use (Amendments to MFRS 116 <i>Property, Plant and Equipment</i> )*	1 January 2022
Onerous Contracts - Cost of Fulfilling a Contract (Amendments to MFRS 137 <i>Provisions, Contingent Liabilities and Contingent Assets</i> )	1 January 2022
Extension of the Temporary Exemption from applying MFRS 9 (Amendments to MFRS 4 <i>Insurance Contracts</i> )*	1 January 2022

## Amlslamic Cash Management

### NOTES TO THE FINANCIAL STATEMENTS FOR THE FINANCIAL YEAR ENDED 30 NOVEMBER 2023

#### 2. BASIS OF PREPARATION OF THE FINANCIAL STATEMENTS (CONT'D.)

##### Standards issued but not yet effective

The standards and amendments to standards that have been issued but not yet effective up to the date of issuance of the Fund's financial statements are disclosed below. The Fund intends to adopt these new pronouncements, if applicable, when they become effective.

Description	Effective for financial periods beginning on or after
MFRS 17 <i>Insurance Contracts and Amendments to MFRS 17*</i>	1 January 2023
Initial Application of MFRS 17 and MFRS 9 - <i>Comparative Information</i> (Amendments to MFRS 17 <i>Insurance Contracts</i> )*	1 January 2023
Amendments to MFRS 101 <i>Presentation of Financial Statements: Classification of Liabilities as Current or Non-Current</i>	1 January 2023
Amendments to MFRS 101 <i>Presentation of Financial Statements: Disclosure of Accounting Policies</i>	1 January 2023
Amendments to MFRS 108 <i>Accounting policies, Changes in Accounting Estimates and Errors: Definition of Accounting Estimates</i>	1 January 2023
Amendments to MFRS 112 <i>Income Taxes: Deferred Tax related to Assets and Liabilities arising from a Single Transaction</i>	1 January 2023
Amendments to MFRS 16 <i>Leases: Lease Liability in a Sale and Leaseback*</i>	1 January 2024
Amendments to MFRS 101 <i>Presentation of Financial Statements: Non-Current Liabilities with Covenants</i>	1 January 2024
Amendments to MFRS 107 <i>Statement of Cash Flows and MFRS 7 Financial Instruments: Disclosures: Supplier Finance Arrangements</i>	1 January 2024
Amendments to MFRS 10 and MFRS 128: <i>Sale or Contribution of Assets between an Investor and its Associate or Joint Venture*</i>	Deferred

\* These MFRS and Amendments to MFRSs are not relevant to the Fund.

#### 3. SUMMARY OF SIGNIFICANT ACCOUNTING POLICIES

##### 3.1 Income recognition

Income is recognised to the extent that it is probable that the economic benefits will flow to the Fund and the income can be reliably measured. Income is measured at the fair value of consideration received or receivable.

###### (i) Profit income

Profit income on Shariah-compliant deposits is recognised on an accrual basis using the effective profit method.

## **Amlslamic Cash Management**

### **NOTES TO THE FINANCIAL STATEMENTS FOR THE FINANCIAL YEAR ENDED 30 NOVEMBER 2023**

#### **3. SUMMARY OF SIGNIFICANT ACCOUNTING POLICIES (CONT'D.)**

##### **3.2 Income tax**

Current tax assets and liabilities are measured at the amount expected to be recovered from or paid to the tax authorities. The tax rates and tax laws used to compute the amount are those that are enacted or substantively enacted at the reporting date.

Current taxes are recognised in profit or loss except to the extent that the tax relates to items recognised outside profit or loss, either in other comprehensive income or directly in equity.

##### **3.3 Functional and presentation currency**

Functional currency is the currency of the primary economic environment in which the Fund operates that most faithfully represents the economic effects of the underlying transactions. The functional currency of the Fund is Ringgit Malaysia ("RM") which reflects the currency in which the Fund competes for funds, issues and redeems units. The Fund has also adopted RM as its presentation currency.

##### **3.4 Statement of cash flows**

The Fund adopts the direct method in the preparation of the statement of cash flows.

Cash and cash equivalents are short-term, highly liquid Shariah-compliant investments that are readily convertible to cash with insignificant risk of changes in value.

##### **3.5 Distribution**

Distributions are at the discretion of the Manager. A distribution to the Fund's unit holders is accounted for as a deduction from realised income as finance cost - distribution to unit holders and recognised in statement of comprehensive income, as the unit holders' contribution are classified as financial liability as per Note 3.6. Realised income is the income earned from profit income after deducting expenses and taxation. A proposed distribution is recognised as a liability in the period in which it is approved. Distribution is either reinvested or paid in cash to the unit holders on the distribution payment date. Reinvestment of units is based on the NAV per unit on the distribution payment date, which is also the time of creation.

##### **3.6 Unit holders' contribution**

The unit holders' contribution of the Fund is classified as liabilities under the requirements of MFRS 132 *Financial Instruments: Presentation* ("MFRS 132").

Under MFRS 132, a unit trust fund with one common class of unit holders is classified as equity as it meets the requirement of having identical features. In a multi-unit class fund, if any one class (or a group of classes) can be differentiated in terms of their features, then all the classes will be classified as liability.

## **Amlslamic Cash Management**

### **NOTES TO THE FINANCIAL STATEMENTS FOR THE FINANCIAL YEAR ENDED 30 NOVEMBER 2023**

#### **3. SUMMARY OF SIGNIFICANT ACCOUNTING POLICIES (CONT'D.)**

##### **3.6 Unit holders' contribution (cont'd.)**

The Fund issues cancellable units in four classes which further details are disclosed in Note 7.

##### **3.7 Financial assets – initial recognition and measurement**

###### **(i) Initial recognition**

Financial assets and financial liabilities are recognised when the Fund becomes a party to the contractual provisions of the instrument. Regular way purchases and sales of financial assets are recognised using trade date accounting or settlement date accounting. The method used is applied consistently for all purchases and sales of financial assets that belong to the same category of financial assets.

###### **(ii) Initial measurement**

All financial assets are recognised initially at fair value, in the case of financial assets not recorded at FVTPL, transaction costs that are attributable to the acquisition of the financial asset. All financial liabilities are recognised initially at fair value and, in the case of financial liabilities not recorded at FVTPL, net of directly attributable transaction costs.

###### **(iii) "Day 1" profit or loss**

At initial measurement, if the transaction price differs from the fair value, the Fund immediately recognises the difference between the transaction price and fair value (a "Day 1" profit or loss) in profit or loss provided that fair value is evidenced by a quoted price in an active market for an identical asset or liability (i.e. Level 1 input) or based on a valuation technique that uses only data from observable markets. In all other cases, the difference between the transaction price and model value is recognised in profit or loss on a systematic and rational basis that reflects the nature of the instrument over its tenure.

##### **3.8 Financial assets – classification and subsequent measurement**

The classification and subsequent measurement of Islamic money market instruments held by the Fund are determined based on their business model and cash flow characteristics.



## **Amlslamic Cash Management**

### **NOTES TO THE FINANCIAL STATEMENTS FOR THE FINANCIAL YEAR ENDED 30 NOVEMBER 2023**

#### **3. SUMMARY OF SIGNIFICANT ACCOUNTING POLICIES (CONT'D.)**

##### **3.8 Financial assets – classification and subsequent measurement (cont'd.)**

###### *Business model*

The business model reflects how the Fund manages the financial assets in order to generate cash flows. That is, whether the Fund's objective is solely to collect the contractual cash flows from the assets, or is to collect both the contractual cash flows and cash flows arising from the sale of assets. If neither of these is applicable (e.g. the financial assets are held for trading purposes), then the financial assets are classified as part of "other" business model. Factors considered by the Fund in determining the business model for a portfolio of assets include past experience on how the cash flows for these assets were collected, how the asset's performance is evaluated and reported to key management personnel, and how risks are assessed and managed.

###### *Cash flow characteristics*

Where the business model is to hold the financial assets to collect contractual cash flows, or to collect contractual cash flows and sell, the Fund assesses whether the financial assets' contractual cash flows represent solely payment of principal and profit ("SPPP"). In making this assessment, the Fund considers whether the contractual cash flows are consistent with a basic financing arrangement, i.e. profit includes only consideration for time value of money, credit risk, other basic financing risks and a profit margin that is consistent with a basic financing arrangement. Financial assets with embedded derivatives are considered in their entirety when determining whether their cash flows are SPPP.

##### **3.9 Financial assets under MFRS 9**

###### *Classification and measurement*

The classification of financial assets depends on the Fund's business model of managing the financial assets in order to generate cash flows ("business model test") and the contractual cash flow characteristics of the financial instruments ("SPPP test"). The business model test determines whether cash flows will result from collecting contractual cash flows, selling the financial assets, or both and the assessment is performed on a portfolio basis. The SPPP test determines whether the contractual cash flows are solely for payments of principal and profit and the assessment is performed on a financial instrument basis.

## Amlslamic Cash Management

### NOTES TO THE FINANCIAL STATEMENTS FOR THE FINANCIAL YEAR ENDED 30 NOVEMBER 2023

#### 3. SUMMARY OF SIGNIFICANT ACCOUNTING POLICIES (CONT'D.)

##### 3.9 Financial assets under MFRS 9 (cont'd.)

###### *Classification and measurement (cont'd.)*

The Fund may classify its financial assets under the following categories:

###### Financial assets at amortised cost

A financial asset is measured at amortised cost if it is held within a business model whose objective is to hold financial assets in order to collect contractual cash flows and its contractual terms give rise on specified dates to cash flows that are solely payments of principal and profit on the principal amount outstanding. Financial assets include in this category are Shariah-compliant deposits with licensed financial institutions, cash at banks, amount due from Target Fund Manager, amount due from Manager, amount due from brokers/financial institutions, dividend/distribution receivables and other receivables.

###### Financial assets at FVOCI

A financial asset is measured at fair value through other comprehensive income ("FVOCI") if its business model is both to hold the asset to collect contractual cash flows and to sell the financial asset. In addition, the contractual terms of the financial assets give rise on specified dates to cash flows that are solely payments of principal and profit on the outstanding principal.

These Shariah-compliant investments are initially recorded at fair value and transaction costs are expensed in the profit or loss. Subsequent to initial recognition, these Shariah-compliant investments are remeasured at fair value. All fair value adjustments are initially recognised through OCI. Debt instruments at FVOCI are subject to impairment assessment.

###### Financial assets at FVTPL

Any financial assets that are not measured at amortised cost or FVOCI are measured at FVTPL. Subsequent to initial recognition, financial assets at FVTPL are measured at fair value. Changes in the fair value of those financial instruments are recorded in "Net gain or loss on financial assets at FVTPL". Profit earned element of such instrument is recorded in "Profit income".

Instruments that qualify for amortised cost or FVOCI may be irrevocably designated as FVTPL, if doing so eliminates or significantly reduces a measurement or recognition inconsistency. Equity instruments are normally measured at FVTPL, nevertheless, the Fund is allowed to irrevocably designate equity instruments that are not held for trading as FVOCI, with no subsequent reclassification of gains or losses to profit or loss.

**NOTES TO THE FINANCIAL STATEMENTS  
FOR THE FINANCIAL YEAR ENDED 30 NOVEMBER 2023**

**3. SUMMARY OF SIGNIFICANT ACCOUNTING POLICIES (CONT'D.)**

**3.10 Financial liabilities – classification and subsequent measurement**

Financial liabilities issued by the Fund are classified as financial liabilities at amortised cost, where the substance of the contractual arrangement results in the Fund having an obligation either to deliver cash or another financial asset to the holders. After initial measurement, financial liabilities are subsequently measured at amortised cost using the effective profit method. Amortised cost is calculated by taking into account any discount or premium on acquisition and fees or costs that are an integral part of the effective profit rate.

**3.11 Derecognition of financial instruments**

(i) Derecognition of financial asset

A financial asset (or, where applicable a part of a financial asset or part of a group of similar financial assets) is derecognised when:

- the rights to receive cash flows from the asset have expired, or
- the Fund has transferred its rights to receive cash flows from the asset or has assumed an obligation to pay the received cash flows in full without material delay to a third party under a “pass-through” arrangement; and either:
  - the Fund has transferred substantially all the risks and rewards of the asset,
  - the Fund has neither transferred nor retained substantially all the risks and rewards of the asset, but has transferred control of the asset.

For Shariah-compliant investments classified as FVOCI - debt instruments, the cumulative fair value change recognised in OCI is recycled to profit or loss.

(ii) Derecognition of financial liability

A financial liability is derecognised when the obligation under the liability is discharged, cancelled or expired. Gains and losses are recognised in profit or loss when the liabilities are recognised, and through the amortisation process.

**3.12 Financial instruments – expected credit losses (“ECL”)**

The Fund assesses the ECL associated with its financial assets at amortised cost using simplified approach. Therefore, the Fund does not track changes in credit risk, but instead recognises a loss allowance based on lifetime ECLs at each reporting date. The ECL in respect of financial assets at amortised cost, if any, is recognised in profit or loss.

Financial assets together with the associated allowance are written off when it has exhausted all practical recovery efforts and there is no realistic prospect of future recovery. The Fund may also write-off financial assets that are still subject to enforcement activity when there is no reasonable expectation of full recovery. If a write-off is later recovered, the recovery is credited to profit or loss.

## Amlslamic Cash Management

### NOTES TO THE FINANCIAL STATEMENTS FOR THE FINANCIAL YEAR ENDED 30 NOVEMBER 2023

#### 3. SUMMARY OF SIGNIFICANT ACCOUNTING POLICIES (CONT'D.)

##### 3.13 Classification of realised and unrealised gains and losses

Due to the nature of the Fund's Shariah-compliant investments, the Fund does not have any unrealised gains or losses.

##### 3.14 Significant accounting estimates and judgments

The preparation of the Fund's financial statements requires the Manager to make judgments, estimates and assumptions that affect the reported amounts of revenues, expenses, assets and liabilities, and the disclosure of contingent liabilities at the reporting date. However, uncertainty about these assumptions and estimates could result in outcomes that could require a material adjustment to the carrying amount of the asset or liability in the future.

The Fund classifies its Shariah-compliant investments as receivables at amortised cost as the Fund invests in short-term money market Shariah-compliant investments that are highly liquid to meet unit holder's cancellation of units.

No major judgments have been made by the Manager in applying the Fund's accounting policies. There are no key assumptions concerning the future and other key sources of estimation uncertainty at the reporting date, that have a significant risk of causing a material adjustment to the carrying amounts of assets and liabilities within the next financial year.

#### 4. SHARIAH-COMPLIANT DEPOSITS WITH LICENSED FINANCIAL INSTITUTIONS

	2023 RM	2022 RM
At nominal value:		
Short-term deposits	104,683,000	278,781,000
Fixed deposits	240,000,000	70,000,000
	<u>344,683,000</u>	<u>348,781,000</u>
At fair value:		
Short-term deposits	105,119,310	279,607,225
Fixed deposits	241,818,548	70,394,027
	<u>346,937,858</u>	<u>350,001,252</u>

## Amlslamic Cash Management

### NOTES TO THE FINANCIAL STATEMENTS FOR THE FINANCIAL YEAR ENDED 30 NOVEMBER 2023

#### 4. SHARIAH-COMPLIANT DEPOSITS WITH LICENSED FINANCIAL INSTITUTIONS (CONT'D.)

Details of Shariah-compliant deposits with licensed financial institutions as at 30 November 2023 are as follows:

Maturity date	Financial institutions	Nominal value RM	Carrying value RM	Carrying value as a percentage of NAV %
<b>Short-term deposits</b>				
01.12.2023	RHB Islamic Bank Berhad	14,683,000	14,684,187	4.11
04.12.2023	CIMB Islamic Bank Berhad	20,000,000	20,116,384	5.63
05.12.2023	AmBank Islamic Berhad*	10,000,000	10,057,781	2.82
06.12.2023	RHB Islamic Bank Berhad	10,000,000	10,052,164	2.82
11.12.2023	CIMB Islamic Bank Berhad	10,000,000	10,052,274	2.82
13.12.2023	Kuwait Finance House (Malaysia) Berhad	10,000,000	10,080,082	2.82
13.12.2023	RHB Islamic Bank Berhad	20,000,000	20,003,452	5.60
20.12.2023	Public Islamic Bank Berhad	10,000,000	10,072,986	2.82
<b>Total short-term deposits</b>		<b>104,683,000</b>	<b>105,119,310</b>	<b>29.44</b>
<b>Fixed deposits</b>				
01.12.2023	AmBank Islamic Berhad*	10,000,000	10,195,534	2.86
01.12.2023	CIMB Islamic Bank Berhad	10,000,000	10,123,000	2.84
04.12.2023	Hong Leong Islamic Bank Berhad	20,000,000	20,237,699	5.67
06.12.2023	AmBank Islamic Berhad*	10,000,000	10,190,192	2.85
12.12.2023	AmBank Islamic Berhad*	10,000,000	10,188,493	2.85
19.12.2023	Kuwait Finance House (Malaysia) Berhad	10,000,000	10,171,781	2.85
04.01.2024	Hong Leong Islamic Bank Berhad	10,000,000	10,086,795	2.83
08.01.2024	Bank Islam Malaysia Berhad	10,000,000	10,117,589	2.83
11.01.2024	Hong Leong Islamic Bank Berhad	10,000,000	10,079,890	2.82
17.01.2024	Hong Leong Islamic Bank Berhad	10,000,000	10,045,616	2.81
30.01.2024	Kuwait Finance House (Malaysia) Berhad	10,000,000	10,098,096	2.83
31.01.2024	Public Islamic Bank Berhad	10,000,000	10,033,973	2.81
02.02.2024	AmBank Islamic Berhad*	10,000,000	10,031,781	2.81

## Amlslamic Cash Management

### NOTES TO THE FINANCIAL STATEMENTS FOR THE FINANCIAL YEAR ENDED 30 NOVEMBER 2023

#### 4. SHARIAH-COMPLIANT DEPOSITS WITH LICENSED FINANCIAL INSTITUTIONS (CONT'D.)

Details of Shariah-compliant deposits with licensed financial institutions as at 30 November 2023 are as follows: (cont'd.)

Maturity date	Financial institutions	Nominal value RM	Carrying value RM	Carrying value as a percentage of NAV %
<b>Fixed deposits (cont'd.)</b>				
05.02.2024	Public Islamic Bank Berhad	10,000,000	10,030,685	2.81
08.02.2024	Public Islamic Bank Berhad	10,000,000	10,025,206	2.81
13.02.2024	Bank Islam Malaysia Berhad	10,000,000	10,083,219	2.82
19.02.2024	Hong Leong Islamic Bank Berhad	10,000,000	10,045,616	2.81
20.02.2024	Kuwait Finance House (Malaysia) Berhad	10,000,000	10,011,603	2.80
20.03.2024	Bank Islam Malaysia Berhad	10,000,000	10,011,753	2.80
27.05.2024	Public Islamic Bank Berhad	10,000,000	10,004,438	2.80
28.06.2024	Public Islamic Bank Berhad	10,000,000	10,003,328	2.80
30.08.2024	CIMB Islamic Bank Berhad	10,000,000	10,001,124	2.81
29.11.2024	CIMB Islamic Bank Berhad	10,000,000	10,001,137	2.81
<b>Total fixed deposits</b>		<b>240,000,000</b>	<b>241,818,548</b>	<b>67.73</b>
<b>Total Shariah-compliant deposits</b>		<b>344,683,000</b>	<b>346,937,858</b>	<b>97.17</b>

\* A licensed financial institution related to the Manager.

The weighted average effective profit rate and weighted average remaining maturities of deposits are as follows:

	Weighted average effective profit rate		Weighted average remaining maturities	
	2023 %	2022 %	2023 Days	2022 Days
Short-term deposits	3.43	3.07	9	21
Fixed deposits	3.85	3.12	102	32

## Amlslamic Cash Management

### NOTES TO THE FINANCIAL STATEMENTS FOR THE FINANCIAL YEAR ENDED 30 NOVEMBER 2023

#### 5. AMOUNT DUE TO MANAGER

	2023 RM	2022 RM
<b>Due to Manager</b>		
Manager's fee payable	4,817	18,362

Manager's fee is charged at a rate of 0.05% from 1 December 2022 to 28 February 2023 and 0.02% from 1 March 2023 to 30 November 2023 (2022: 0.05%) per annum on the NAV of the Fund, calculated on a daily basis.

The normal credit period in the previous and current financial years for Manager's fee payable is one month.

#### 6. AMOUNT DUE TO TRUSTEE

Trustee's fee is at a rate of 0.01% (2022: 0.01%) per annum for all classes on the NAV of the Fund' calculated on a daily basis.

The normal credit period in the previous and current financial years for Trustee's fee payable is one month.

#### 7. NAV ATTRIBUTABLE TO UNIT HOLDERS

Total NAV attributable to unit holders is represented by:

	Note	2023 RM	2022 RM
Unit holders' contribution			
- Class A	(a)	117,104,421	202,490,159
- Class B	(b)	102	100
- Class C	(c)	165,079,589	160,624,177
- Class D	(d)	74,875,199	22,984,403
Retained earnings			
- Realised income	(e)	-	-
		<u>357,059,311</u>	<u>386,098,839</u>

The Fund issues cancellable units in four classes as detailed below:

Classes of units	Currency denomination	Category of investors	Distribution policy	Management fee rates
Class A	MYR	Non-individual	Monthly	0.02%
Class B	MYR	Non-individual	Monthly	0.02%
Class C	MYR	Non-individual	Monthly	0.02%
Class D	MYR	Individual	Monthly	0.02%

## Amlslamic Cash Management

### NOTES TO THE FINANCIAL STATEMENTS FOR THE FINANCIAL YEAR ENDED 30 NOVEMBER 2023

#### 7. NAV ATTRIBUTABLE TO UNIT HOLDERS (CONT'D.)

The different charges and features for each class as follows:

- (i) Minimum initial investments
- (ii) Minimum additional investments
- (iii) Minimum redemption
- (iv) Minimum holding balance

##### (a) Unit holders' contribution/units in circulation – Class A

	2023		2022	
	Number of units	RM	Number of units	RM
At beginning of the financial year	202,490,159	202,490,159	488,471,349	488,471,349
Creation during the financial year	241,652,175	241,652,175	485,578,797	485,578,797
Reinvestment of distributions	4,000,276	4,000,276	5,568,046	5,568,046
Cancellation during the financial year	(331,038,189)	(331,038,189)	(777,128,033)	(777,128,033)
At end of the financial year	<u>117,104,421</u>	<u>117,104,421</u>	<u>202,490,159</u>	<u>202,490,159</u>

##### (b) Unit holders' contribution/units in circulation – Class B

	2023		2022	
	Number of units	RM	Number of units	RM
At beginning of the financial year	100	100	92,367,866	92,367,866
Creation during the financial year	83,845,852	83,845,852	902,889,022	902,889,022
Reinvestment of distributions	5,989	5,989	644,440	644,440
Cancellation during the financial year	(83,851,839)	(83,851,839)	(995,901,228)	(995,901,228)
At end of the financial year	<u>102</u>	<u>102</u>	<u>100</u>	<u>100</u>



## Amlslamic Cash Management

### NOTES TO THE FINANCIAL STATEMENTS FOR THE FINANCIAL YEAR ENDED 30 NOVEMBER 2023

#### 7. NAV ATTRIBUTABLE TO UNIT HOLDERS (CONT'D.)

##### (c) Unit holders' contribution/units in circulation – Class C

	2023		2022	
	Number of units	RM	Number of units	RM
At beginning of the financial year	160,624,177	160,624,177	1,268,723,179	1,268,723,179
Creation during the financial year	-	-	1,487,757,855	1,487,757,855
Reinvestment of distributions	4,455,412	4,455,412	8,252,693	8,252,693
Cancellation during the financial year	-	-	(2,604,109,550)	(2,604,109,550)
At end of the financial year	<u>165,079,589</u>	<u>165,079,589</u>	<u>160,624,177</u>	<u>160,624,177</u>

##### (d) Unit holders' contribution/units in circulation – Class D

	2023		2022	
	Number of units	RM	Number of units	RM
At beginning of the financial year	22,984,403	22,984,403	-	-
Creation during the financial year	230,747,833	230,747,833	386,191,983	386,191,983
Reinvestment of distributions	1,949,248	1,949,248	1,156,109	1,156,109
Cancellation during the financial year	(180,806,285)	(180,806,285)	(364,363,689)	(364,363,689)
At end of the financial year	<u>74,875,199</u>	<u>74,875,199</u>	<u>22,984,403</u>	<u>22,984,403</u>

##### (e) Realised

	2023 RM	2022 RM
At beginning of the financial year	-	1,017
Realised income for the financial year	13,394,980	19,620,145
Finance cost – distributions to unit holders	(13,394,980)	(19,621,162)
Net realised income for the financial year	-	(1,017)
At end of the financial year	-	-

## AmIslamic Cash Management

### NOTES TO THE FINANCIAL STATEMENTS FOR THE FINANCIAL YEAR ENDED 30 NOVEMBER 2023

#### 8. SIGNIFICANT RELATED PARTIES TRANSACTIONS AND BALANCES

The related parties and their relationships with the Fund are as follows:

<u>Related parties</u>	<u>Relationships</u>	2023 RM	2022 RM
AmFunds Management Berhad	The Manager		
AmInvestment Bank Berhad	Holding company of the Manager		
AMMB Holdings Berhad ("AMMB")	Ultimate holding company of the Manager		
Subsidiaries and associates of AMMB as disclosed in its financial statements	Subsidiaries and associate companies of the ultimate holding company of the Manager		
Parties related to the Manager*			
- Class A		676,578	676,578
- Class B		4,443,972	4,443,968
- Class C		274,686	274,686

\* Parties related to the Manager are the legal and beneficial owner of the units. The Manager did not hold any units in the Fund as at 30 November 2023 and 30 November 2022.

Other than those disclosed elsewhere in the financial statements, the significant related party transactions and balances as at the reporting date are as follows:

	2023 RM	2022 RM
<b>(i) Significant related party transactions</b>		
<u>AmBank Islamic Berhad</u> Profit income	1,051,096	438,583
<b>(ii) Significant related party balances</b>		
<u>AmBank Islamic Berhad</u> Cash at banks	11,055,936	36,911,824

#### 9. TAXATION

Income tax payable is calculated on Shariah-compliant investment income less deduction for permitted expenses as provided under Section 63B of the Income Tax Act, 1967.

## Amlslamic Cash Management

### NOTES TO THE FINANCIAL STATEMENTS FOR THE FINANCIAL YEAR ENDED 30 NOVEMBER 2023

#### 9. TAXATION (CONT'D.)

A reconciliation of income tax expense applicable to net loss before taxation at the statutory income tax rate to income tax expense at the effective income tax rate of the Fund is as follows:

	<b>2023</b>	<b>2022</b>
	<b>RM</b>	<b>RM</b>
Net loss before taxation	-	(1,017)
Taxation at Malaysian statutory rate of 24% (2022: 24%)	-	(244)
Tax effects of:		
Income not subject to tax	(3,253,528)	(4,870,734)
Restriction on tax deductible expenses for unit trust fund	22,907	121,042
Non-permitted expenses for tax purposes	3,228,075	4,736,487
Permitted expenses not used and not available for future financial years	2,546	13,449
Tax expense for the financial year	-	-

#### 10. DISTRIBUTIONS

	<b>2023</b>	<b>2022</b>
	<b>RM</b>	<b>RM</b>
Income entitlement distributed on:		
31 December 2022/2021	1,111,348	2,968,499
31 January 2023/2022	1,147,104	2,496,565
28 February 2023/2022	1,043,453	1,767,517
31 March 2023/2022	1,175,823	1,747,501
30 April 2023/2022	1,221,611	1,723,319
31 May 2023/2022	1,160,003	1,924,845
30 June 2023/2022	1,086,106	1,357,267
31 July 2023/2022	1,101,281	1,305,596
31 August 2023/2022	1,118,258	985,220
30 September 2023/2022	1,073,083	1,125,677
31 October 2023/2022	1,108,443	1,781,889
30 November 2023/2022	1,048,467	437,267
	<u>13,394,980</u>	<u>19,621,162</u>

Distributions to unit holders for the current and previous financial years are from the following sources:

	<b>2023</b>	<b>2022</b>
	<b>RM</b>	<b>RM</b>
Undistributed net realised income brought forward	-	1,017
Profit income	13,556,366	20,294,724
	<u>13,556,366</u>	<u>20,295,741</u>
Less: Expenses	(161,386)	(674,579)
Total amount of distributions	<u>13,394,980</u>	<u>19,621,162</u>

## Amlslamic Cash Management

### NOTES TO THE FINANCIAL STATEMENTS FOR THE FINANCIAL YEAR ENDED 30 NOVEMBER 2023

#### 10. DISTRIBUTIONS (CONT'D.)

Distributions to unit holders for the current and previous financial years are from the following sources: (cont'd.)

	<b>2023</b>	<b>2022</b>
	<b>RM</b>	<b>RM</b>
Distributions made out of:		
- Realised income	<u>13,394,980</u>	<u>19,621,162</u>
Comprising:		
Reinvestment of distributions	9,647,356	12,747,689
Distribution payable	1,042,607	987,344
Cash distributions	<u>2,705,017</u>	<u>5,886,129</u>
	<u>13,394,980</u>	<u>19,621,162</u>

The gross and net distributions of the Fund are of similar amounts as the Fund is not subject to tax. The above distributions have no implication on unit prices as the NAV per unit of the Fund was maintained at RM 1.00 throughout the financial year.

Included in the distributions for the financial year ended 30 November 2022 is RM1,017 distributed from previous financial years' net realised income.

#### 11. TOTAL EXPENSE RATIO ("TER")

The Fund's TER is as follows:

	<b>2023</b>	<b>2022</b>
	<b>% p.a.</b>	<b>% p.a.</b>
Manager's fee	0.03	0.06
Trustee's fee	0.01	0.01
Fund's other expenses	-*	-*
Total TER	<u>0.04</u>	<u>0.07</u>

\* represents less than 0.01%.

The TER of the Fund is the ratio of the sum of fees and expenses incurred by the Fund to the average NAV of the Fund calculated on a daily basis.

#### 12. PORTFOLIO TURNOVER RATIO ("PTR")

The PTR of the Fund, which is the ratio of average total acquisitions and disposals of Shariah-compliant investments to the average NAV of the Fund calculated on a daily basis, is 22.29 times (2022: 27.28 times).

## Amlslamic Cash Management

### NOTES TO THE FINANCIAL STATEMENTS FOR THE FINANCIAL YEAR ENDED 30 NOVEMBER 2023

#### 13. SEGMENTAL REPORTING

In accordance with the objective of the Fund, substantially all of the Fund's Shariah-compliant investments are made in the form of Islamic money market instruments in Malaysia. The Manager is of the opinion that the risk and rewards from these Shariah-compliant investments are not individually or segmentally distinct and hence the Fund does not have a separately identifiable business or geographical segments.

#### 14. TRANSACTIONS WITH FINANCIAL INSTITUTIONS

Details of transactions with financial institutions for the financial year ended 30 November 2023 are as follows:

Financial institutions	Transaction value	
	RM	%
Hong Leong Islamic Bank Berhad	2,856,645,654	35.00
CIMB Islamic Bank Berhad	2,166,090,457	26.54
Public Islamic Bank Berhad	1,536,114,107	18.82
RHB Islamic Bank Berhad	1,131,319,118	13.86
Kuwait Finance House (Malaysia) Berhad	202,039,890	2.48
Bank Islam Malaysia Berhad	188,666,238	2.31
AmBank Islamic Berhad*	81,051,097	0.99
Total	<u>8,161,926,561</u>	<u>100.00</u>

\* A financial institution related to the Manager.

The Manager is of the opinion that the above transactions have been entered in the normal course of business and have been established under terms that are no less favourable than those arranged with independent third parties.

The above transactions (including accrued profit income) were in respect of Islamic money market deposits. Transactions in these Shariah-compliant investments do not involve any commission or brokerage.

## Amlslamic Cash Management

### NOTES TO THE FINANCIAL STATEMENTS FOR THE FINANCIAL YEAR ENDED 30 NOVEMBER 2023

#### 15. FINANCIAL INSTRUMENTS

##### (a) Classification of financial instruments

The significant accounting policies in Note 3 describe how the classes of financial instruments are measured, and how income and expenses, including fair value gains and losses, are recognised. The following table analyses the financial assets and liabilities of the Fund in the statement of financial position by the class of financial instrument to which they are assigned, and therefore by the measurement basis.

	<b>Financial assets at amortised cost RM</b>	<b>Financial liabilities at amortised cost RM</b>	<b>Total RM</b>
<b>2023</b>			
<b>Assets</b>			
Shariah-compliant deposits with licensed financial institutions	346,937,858	-	346,937,858
Other receivables	27,332	-	27,332
Cash at banks	11,157,030	-	11,157,030
Total financial assets	<u>358,122,220</u>	<u>-</u>	<u>358,122,220</u>
<b>Liabilities</b>			
Amount due to Manager	-	4,817	4,817
Amount due to Trustee	-	2,910	2,910
Distribution payable	-	1,042,607	1,042,607
Total financial liabilities	<u>-</u>	<u>1,050,334</u>	<u>1,050,334</u>
<b>2022</b>			
<b>Assets</b>			
Shariah-compliant deposits with licensed financial institutions	350,001,252	-	350,001,252
Other receivables	103,048	-	103,048
Cash at banks	37,012,217	-	37,012,217
Total financial assets	<u>387,116,517</u>	<u>-</u>	<u>387,116,517</u>
<b>Liabilities</b>			
Amount due to Manager	-	18,362	18,362
Amount due to Trustee	-	3,497	3,497
Distribution payable	-	987,344	987,344
Total financial liabilities	<u>-</u>	<u>1,009,203</u>	<u>1,009,203</u>

## Amlslamic Cash Management

### NOTES TO THE FINANCIAL STATEMENTS FOR THE FINANCIAL YEAR ENDED 30 NOVEMBER 2023

#### 15. FINANCIAL INSTRUMENTS (CONT'D.)

##### (a) Classification of financial instruments (cont'd.)

	Income, expenses, gains and losses	
	2023	2022
	RM	RM
Income, of which derived from:		
– Profit income from financial assets at amortised cost	<u>13,556,366</u>	<u>20,294,724</u>

##### (b) Financial instruments that are not carried at fair value and whose carrying amounts are reasonable approximation of fair value

The following are classes of financial instruments that are not carried at fair value and whose carrying amounts are reasonable approximation of fair value due to their short period to maturity or short credit period:

- Shariah-compliant deposits with licensed financial institutions
- Other receivables
- Cash at banks
- Amount due to Manager
- Amount due to Trustee
- Distribution payable

There are no financial instruments which are not carried at fair value and whose carrying amounts are not reasonable approximation of their respective fair value.

#### 16. FINANCIAL RISK MANAGEMENT OBJECTIVES AND POLICIES

The Fund is exposed to a variety of risks that include market risk, credit risk, liquidity risk, single issuer risk, regulatory risk, management risk, non-compliance risk and Shariah non-compliance risk.

Risk management is carried out by closely monitoring, measuring and mitigating the above said risks, careful selection of Shariah-compliant investments coupled with stringent compliance to Shariah-compliant investments restrictions as stipulated by the Capital Market and Services Act 2007, Securities Commission Malaysia's Guidelines on Unit Trust Funds, Securities Commission Malaysia's Guidelines on Islamic Capital Market Products and Services, and the Deed as the backbone of risk management of the Fund.

##### (a) Market risk

The Fund's principal exposure to market risk arises primarily due to changes in the market environment, global economic and geo-political developments.

## Amlslamic Cash Management

### NOTES TO THE FINANCIAL STATEMENTS FOR THE FINANCIAL YEAR ENDED 30 NOVEMBER 2023

#### 16. FINANCIAL RISK MANAGEMENT OBJECTIVES AND POLICIES (CONT'D.)

##### (a) Market risk (cont'd.)

The Fund's market risk is affected primarily by the following risks:

##### (i) Rate of return risk

Rate of return risk will affect the value of the Fund's Shariah-compliant investments, given the rate of return movements, which are influenced by regional and local economic developments as well as political developments.

Domestic profit rates on deposits and placements with licensed financial institutions are determined based on prevailing market rates.

The result below summarised the rate of return sensitivity of the Fund's NAV, or theoretical value (applicable to Islamic money market deposit) due to the parallel movement assumption of the yield curve by +100bps and -100bps respectively:

Parallel shift in yield curve by:	Sensitivity of the Fund's NAV, or theoretical value	
	2023 RM	2022 RM
+100bps	(525,750)	(201,559)
-100bps	<u>533,242</u>	<u>203,776</u>

##### (b) Credit risk

Credit risk is the risk that the counterparty to a financial instrument will cause a financial loss to the Fund by failing to discharge an obligation. The Fund can invest up to 100% of the NAV in Islamic money market instruments. As such the Fund would be exposed to the risk of sukuk issuers and financial institutions defaulting on its repayment obligations which in turn would affect the NAV of the Fund.

##### (i) Credit quality of financial assets

For Shariah-compliant deposits with licensed financial institutions, the Fund only makes placements with financial institutions with sound rating. The following table presents the Fund's portfolio of deposits by rating category as at 30 November 2023 and 30 November 2022.



## Amlslamic Cash Management

### NOTES TO THE FINANCIAL STATEMENTS FOR THE FINANCIAL YEAR ENDED 30 NOVEMBER 2023

#### 16. FINANCIAL RISK MANAGEMENT OBJECTIVES AND POLICIES (CONT'D.)

##### (b) Credit risk (cont'd.)

##### (i) Credit quality of financial assets (cont'd.)

Credit rating	RM	As a % of deposits	As a % of NAV
<b>2023</b>			
P1/MARC-1	346,937,858	100.00	97.17
<b>2022</b>			
P1/MARC-1	350,001,252	100.00	90.65

Cash at banks are held for liquidity purposes and are not exposed to significant credit risk.

##### (c) Liquidity risk

Liquidity risk is defined as the risk that the Fund will encounter difficulty in meeting obligations associated with financial liabilities that are settled by delivering cash or another financial asset. Exposure to liquidity risk arises because of the possibility that the Fund could be required to pay its liabilities or redeem its units earlier than expected. The Fund maintains sufficient level of liquid assets, after consultation with the Trustee, to meet anticipated payments and cancellations of units by unit holders. Liquid assets comprise of deposits with licensed financial institutions and other instruments, which are capable of being converted into cash within 5 to 7 days. The Fund's policy is to always maintain a prudent level of liquid assets so as to reduce liquidity risk.

The following table presents the undiscounted contractual cash flows from different asset and liability classes in the Fund:

	<b>Contractual cash flows (undiscounted) 0 – 1 year RM</b>
<b>2023</b>	
<b>Financial assets</b>	
Shariah-compliant deposits with licensed financial institutions	349,074,940
Other receivables	27,332
Cash at banks	11,157,030
<b>Total assets</b>	<u>360,259,302</u>
<b>Financial liabilities</b>	
Amount due to Manager	4,817
Amount due to Trustee	2,910
Sundry payables and accruals	12,575
<b>Total liabilities</b>	<u>20,302</u>

## Amlslamic Cash Management

### NOTES TO THE FINANCIAL STATEMENTS FOR THE FINANCIAL YEAR ENDED 30 NOVEMBER 2023

#### 16. FINANCIAL RISK MANAGEMENT OBJECTIVES AND POLICIES (CONT'D.)

##### (c) Liquidity risk (cont'd.)

The following table presents the undiscounted contractual cash flows from different asset and liability classes in the Fund: (cont'd.)

	<b>Contractual cash flows (undiscounted) 0 – 1 year RM</b>
<b>2022</b>	
<b>Financial assets</b>	
Shariah-compliant deposits with licensed financial institutions	350,686,513
Other receivables	103,048
Cash at banks	37,012,217
<b>Total assets</b>	<u>387,801,778</u>
<b>Financial liabilities</b>	
Amount due to Manager	18,362
Amount due to Trustee	3,497
Sundry payables and accruals	8,475
<b>Total liabilities</b>	<u>30,334</u>

##### (d) Single issuer risk

Internal policy restricts the Fund from investing in securities issued by any issuer of not more than a certain percentage of its NAV. Under such restriction, the risk exposure to the securities of any single issuer is diversified and managed based on internal/external ratings.

##### (e) Regulatory risk

Any changes in national policies and regulations may have effects on the capital market and the NAV of the Fund.

##### (f) Management risk

Poor management of the Fund may cause considerable losses to the Fund that in turn may affect the NAV of the Fund.

##### (g) Non-compliance risk

This is the risk of the Manager or the Trustee not complying with their respective internal policies, the Deed and its Supplemental Deed, securities laws or guidelines issued by the regulators relevant to each party, which may adversely affect the performance of the Fund.

## **Amlslamic Cash Management**

### **NOTES TO THE FINANCIAL STATEMENTS FOR THE FINANCIAL YEAR ENDED 30 NOVEMBER 2023**

#### **16. FINANCIAL RISK MANAGEMENT OBJECTIVES AND POLICIES (CONT'D.)**

##### **(h) Shariah non-compliance risk**

This is the risk of the Fund not conforming to Shariah Investment Guidelines. The Shariah Adviser for the Fund would be responsible for ensuring that the Fund is managed and administered in accordance with Shariah Investment Guidelines. Note that as the Fund can only invest in Shariah-compliant investments, non-compliance may adversely affect the NAV of the Fund when the rectification of non-compliance results in losses.

#### **17. CAPITAL MANAGEMENT**

The primary objective of the Fund's capital management is to ensure that it maximises unit holders' value by expanding its fund size to benefit from economies of scale and achieving growth in NAV from the performance of its Shariah-compliant investments.

The Fund manages its capital structure and makes adjustments to it, in light of changes in economic conditions. To maintain or adjust the capital structure, the Fund may issue new or bonus units or make distribution payment.

No changes were made in the objective, policies or processes during the financial years ended 30 November 2023 and 30 November 2022.

## **AmIslamic Cash Management**

### **STATEMENT BY THE MANAGER**

I, Goh Wee Peng, being the Director of and on behalf of the Board of Directors of AmFunds Management Berhad (“the Manager”), do hereby state that in the opinion of the Manager, the accompanying financial statements are drawn up in accordance with Malaysian Financial Reporting Standards and International Financial Reporting Standards so as to give a true and fair view of the financial position of AmIslamic Cash Management (“the Fund”) as at 30 November 2023 and the comprehensive income, the changes in net assets attributable to unit holders and cash flows for the financial year then ended.

For and on behalf of the Manager

**GOH WEE PENG**

Executive Director

Kuala Lumpur, Malaysia

18 January 2024

## **TRUSTEE'S REPORT**

### **TO THE UNIT HOLDERS OF AMISLAMIC CASH MANAGEMENT (“Fund”)**

We have acted as Trustee of the Fund for the financial year ended 30 November 2023 and we hereby confirm to the best of our knowledge, after having made all reasonable enquiries, AmFunds Management Berhad has operated and managed the Fund during the year covered by these financial statements in accordance with the following:-

1. Limitations imposed on the investment powers of the management company under the deed, securities laws and the Guidelines on Unit Trust Funds;
2. Valuation and pricing is carried out in accordance with the deed; and
3. Any creation and cancellation of units are carried out in accordance with the deed and any regulatory requirement.

We are of the opinion that the distribution of income by the Fund is appropriate and reflects the investment objective of the Fund.

For Deutsche Trustees Malaysia Berhad

**Ng Hon Leong**  
Head, Fund Operations

**Sylvia Beh**  
Chief Executive Officer

Kuala Lumpur  
18 January 2024

## SHARIAH ADVISER'S REPORT FOR ISLAMIC UNIT TRUST FUND

To the unit holders of AmIslamic Cash Management ("Fund"),

We hereby confirm the following:

1. To the best of our knowledge, after having made all reasonable enquiries, AmFunds Management Berhad has operated and managed the Fund during the period covered by these financial statements in accordance with the Shariah principles and requirements and complied with the applicable guidelines, rulings or decisions issued by the Securities Commission Malaysia pertaining to Shariah matters: and
2. The assets of the Fund comprise instruments that have been classified as Shariah-compliant.

For Amanie Advisors Sdn Bhd

---

Tan Sri Dr Mohd Daud Bakar

Executive Chairman

Date: 18 January 2024

## DIRECTORY

Head Office 9<sup>th</sup> & 10<sup>th</sup> Floor, Bangunan AmBank Group  
55, Jalan Raja Chulan, 50200 Kuala Lumpur  
Tel: (03) 2032 2888 Facsimile: (03) 2031 5210  
Email: enquiries@aminvest.com

Postal Address AmFunds Management Berhad  
P.O Box 13611, 50816 Kuala Lumpur

*For enquiries about this or any of the other Funds offered by AmFunds Management Berhad  
Please call 2032 2888 between 8.45 a.m. to 5.45 p.m. (Monday to Thursday),  
Friday (8.45 a.m. to 5.00 p.m.)*

