



# AmPRS-Asia Pacific REITs Class D

## Fund Overview

### Investment Objective

AmPRS – Asia Pacific REITs (the "Fund") aims to provide income\* and to a lesser extent capital appreciation over the medium to long term by primarily investing in real estate investment trusts (REITs).

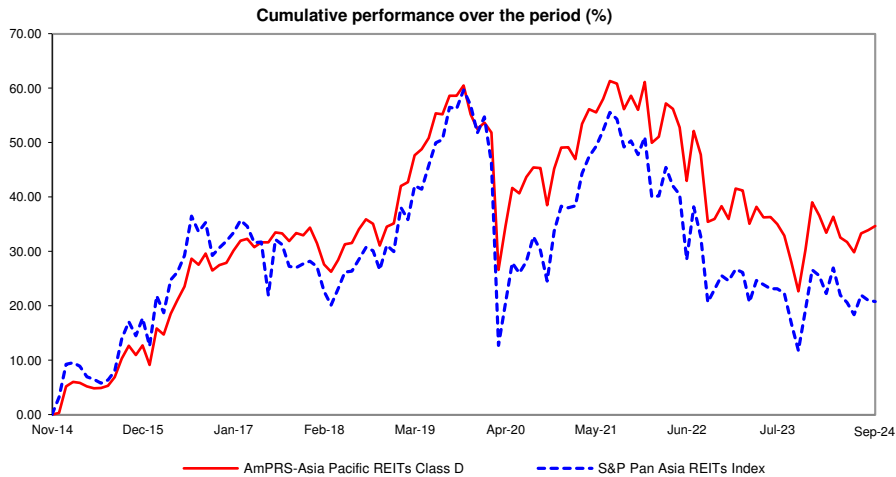
### The Fund is suitable for Members seeking:

- an investment exposure through a diversified portfolio of REITs in Asia Pacific region; and
- income\* and to a lesser extent capital appreciation over the medium to long term

Notes: \*Income distribution (if any) will be reinvested in the form of units.

Any material change to the investment objective of the Fund would require Unit Holders' approval.

## Fund Performance (as at 30 September 2024)



Past performance is not necessarily indicative of future performance. Unit prices and investment returns may go down as well as up.  
Source: AmFunds Management Berhad

## Performance Table (as at 30 September 2024)

Cumulative Return (%)	YTD	1 Month	6 Months	1 Year	3 Years	5 Years
Fund	-3.15	0.57	-1.27	5.16	-13.75	-15.10
*Benchmark	-4.62	-0.21	-4.88	3.41	-19.06	-22.66
Annualised Return (%)	3 Years	5 Years	10 Years	Since Inception		
Fund	-4.81	-3.22	-	3.09		
*Benchmark	-6.80	-5.00	-	8.62		
Calendar Year Return (%)	2023	2022	2021	2020	2019	
Fund	2.24	-15.60	8.08	-2.23	12.83	
*Benchmark	1.61	-17.48	9.18	-8.86	16.78	

\*S&P Pan Asia REITs Index

Source Benchmark: \*AmFunds Management Berhad

Source Fund Return: Novagni Analytics and Advisory Sdn. Bhd.

Past performance is not necessarily indicative of future performance. The performance is calculated based on NAV-to-NAV using Time Weighted Rate of Return ("TWRR") method.

## Fund Facts

### Fund Category / Type

Real estate (REITs) / Income and Growth

### Base Currency

MYR

### Investment Manager

AmFunds Management Berhad

### Launch Date

19 November 2014

### Initial Offer Price

MYR 0.5000

### Minimum Initial Contribution

Lump sum: MYR 500

Regular saving plan: MYR 100

### Minimum Additional Contribution

Lump sum: MYR 100

Regular saving plan: MYR 100

### Annual Management Fee

Up to 1.50% p.a. of the NAV attributable to this Class of units of the Fund.

### Annual Scheme Trustee Fee

Up to 0.04% p.a. of the NAV of the Fund (excluding foreign sub-custodian fee).

### PPA Administrative Fee

0.04% p.a. of the NAV of the Fund, payable to the PPA

### Sales Charge

Up to 3.00% of NAV per unit of the Class

### Redemption Charge

Nil

### Redemption Payment Period

Within seven (7) Business Days after the PRS Provider received a complete withdrawal request from a Member.

### Income Distribution

Subject to availability of income, distribution (if any) is paid at least once a year and will be reinvested.

\*Data as at 30 September 2024

NAV Per Unit\* MYR 0.5846

Fund Size\* MYR 13.95 million

Unit in Circulation\* 23.86 million

1- Year NAV High\* MYR 0.6057 (28 Dec 2023)

1- Year NAV Low\* MYR 0.5324 (26 Oct 2023)

Source: AmFunds Management Berhad

The above fees and charges may be subject to any applicable taxes and/or duties (imposed by the Government of Malaysia which are payable by the unit holder(s) and/or the Fund (as the case may be) at the prevailing rate.

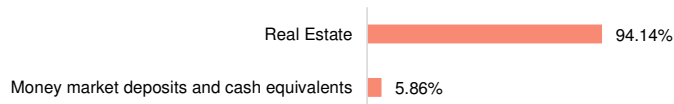
## Income Distribution History

Year	Total Net Payout per unit (Sen)	Yield (%)
2024	N/A	N/A
2023	N/A	N/A
2022	0.20	0.29
2021	4.70	6.92
2020	1.60	2.11

Source: AmFunds Management Berhad

Historical income distribution is not indicative of future income distribution payout. The income could be in the form of units or cash. Unit prices and income distribution, if any, may rise or fall. Where an income distribution is declared, investors are advised that following the distribution the net asset value per unit will be reduced from cum-distribution NAV to ex-distribution NAV.

### Sector Allocation (as at 30 September 2024)



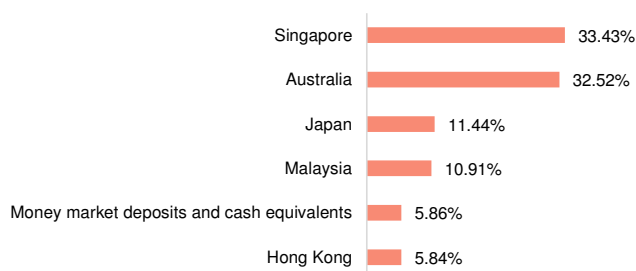
Source: AmFunds Management Berhad

### Top 5 Holdings (as at 30 September 2024)

Goodman Group	9.95%
Link Real Estate Investment Trust	5.84%
Keppel REIT	4.77%
Pavilion Real Estate Investment Trust	4.21%
Digital Core REIT	3.63%

Source: AmFunds Management Berhad

### Country Allocation (as at 30 September 2024)



Source: AmFunds Management Berhad

### PRS Provider's Commentary (as at 30 September 2024)

Equity markets were generally up in September with the S&P Asia Pacific REITS Index rallying 4.6% MoM as well following the US Federal Reserve initiating a rate-cutting cycle and delivering a 50bps cut on 18 September. Chinese and Hong Kong equities, in particular, rallied the most amid stimulus combo by the People's Bank of China and the surprise Politburo meeting call for stronger stimulus.

REITs will be a beneficiary of the rate-cutting cycle. However, the path could be volatile, given impending US Presidential Election, geopolitical uncertainties amid the escalating conflict in Middle East.

Source: AmFunds Management Berhad

### Disclaimer

The S&P Pan Asia REITs Index is a product of S&P Dow Jones Indices LLC ("SPDJI"), and has been licensed for use by AmFunds Management Berhad. S&P® is a registered trademark of S&P Global ("S&P"); Dow Jones® is a registered trademark of Dow Jones Trademark Holdings LLC ("Dow Jones"); AmPRS-Asia Pacific REITs is not sponsored, endorsed, sold or promoted by SPDJI, Dow Jones, S&P, their respective affiliates and none of such parties make any representation regarding the advisability of investing in such product(s) nor do they have any liability for any errors, omissions, or interruptions of the S&P Pan Asia REITs Index.

This advertisement material is prepared for information purposes only and may not be published, circulated, reproduced or distributed in whole or part, whether directly or indirectly, to any person without the prior written consent of AmFunds Management Berhad [198601005272 (154432-A)] ("AmInvest"). This advertisement material should not be construed as an offer or solicitation for the purchase or sale of any units in AmInvest's Private Retirement Scheme(s) ("PRS"). Investors shall be solely responsible for using and relying on any contents in this advertisement material. AmInvest and its employees shall not be held liable to the investors for any damage, direct, indirect or consequential losses (including loss of profit), claims, actions, demands, liabilities suffered by the investors or proceedings and judgments brought or established against the investors, and costs, charges and expenses incurred by the investors or for any investment decision that the investors have made as a result of relying on the content or information in this advertisement material. Investors are advised to read and understand the contents of the Third Replacement Disclosure Document dated 2 April 2021, including any supplementary made thereof from time to time ("Disclosure Document(s)") and its Product Highlights Sheet ("PHS"), obtainable at [www.aminvest.com](http://www.aminvest.com), before making an investment decision. The Disclosure Document(s) and PHS have been registered with the Securities Commission Malaysia, who takes no responsibility for its contents. The Securities Commission Malaysia has not reviewed this advertisement material. Investors may wish to seek advice from a professional advisor before making an investment. The Fund's units will only be issued upon receipt of the complete application form accompanying the Disclosure Document(s). Past performance of the Fund is not an indication of its future performance. The Fund's unit prices and income distribution payable, if any, may rise or fall. Where a unit split/distribution is declared, investors are advised that following the issue of additional units/distribution, the Net Asset Value ("NAV") per unit will be reduced from pre-unit split NAV/cum-distribution NAV to post-unit split NAV/ex-distribution NAV. Please be advised that where a unit split is declared, the value of investor's investment in Malaysian Ringgit will remain unchanged after the distribution of the additional units. Investments in the Fund are exposed to risk associated with investments in REITs, concentration risk, distribution risk and currency risk. Please refer to the Disclosure Document(s) for detailed information on the specific risks of the fund(s). Investors are advised to consider these risks and other general risk elaborated, as well as the fees, charges and expenses involved. This advertisement material may be translated into languages other than English. In the event of any dispute or ambiguity arising out of such translated versions of this advertisement material, the English version shall prevail. AmInvest's Privacy Notice can be accessed via [aminvest.com](http://aminvest.com). Note: Unless stated otherwise, all fees, charges and/or expenses disclosed in this material are exclusive by way of example and not limitation; goods and services tax, value added tax, consumption tax, levies, duties and other taxes as may be imposed by the Government of Malaysia from time to time (collectively known as "Taxes"). If these fees, charges and/or expenses are subject to any Taxes, such Taxes shall be borne and payable by the Member and/or the Scheme (as the case may be) at the prevailing rate, including any increase or decrease to the rate, in addition to the fees, charges and/or expenses stated herein. Privacy Notice: AmFunds Management Berhad [Company Registration: 198601005272 (154432-A)] issued its Privacy Notice as required by Personal Data Protection Act 2010, which details the use and processing of your personal information by AmFunds Management Berhad. The Privacy Notice can be accessed via [www.aminvest.com](http://www.aminvest.com) and is also available at our head office. If you have any queries in relation to the Privacy Notice of AmFunds Management Berhad, please feel free to contact our Customer Service Representative at Tel: +603 2032 2888 OR e-mail: [enquiries@aminvest.com](mailto:enquiries@aminvest.com).