

**Fund Overview****Investment Objective**

European Equity Alpha (the "Fund") aims to provide capital growth primarily through investment in equity securities of European companies. It will invest in a select portfolio of securities which it believes offer the best potential for future growth.

The Fund is suitable for investors:

- seeking access to European growth prospects;
- seeking attractive potential long-term* returns from European equities; and
- seeking to diversify and away from domestic, Asian and US equities.

Note: *Long-term refers to a period of at least five (5) years.

Any material change to the investment objective of the Fund would require Unit Holders' approval.

Fund Facts**Fund Category / Type**

Feeder (European equity) / Capital growth

Base Currency

MYR

Investment Manager

AmFunds Management Berhad

Launch Date

08 August 2006

Initial Offer Price

MYR 1.0000

Minimum Initial Investment

MYR 1,000

Minimum Additional Investment

MYR 500

Annual Management Fee

Up to 1.80% p.a. of the NAV of the Fund

Annual Trustee Fee

Up to 0.07% p.a. of the NAV of the Fund

Entry Charge

Up to 5.00% of the NAV per unit for cash sales

Exit Fee

Nil

Redemption Payment Period

Within five (5) Business Days of receiving the redemption proceeds from the Target Funds.

Income Distribution

Income distribution (if any) is paid at least once every year.

***Data as at (as at 31 October 2024)**

NAV Per Unit* MYR 1.2934

Fund Size* MYR 14.93 million

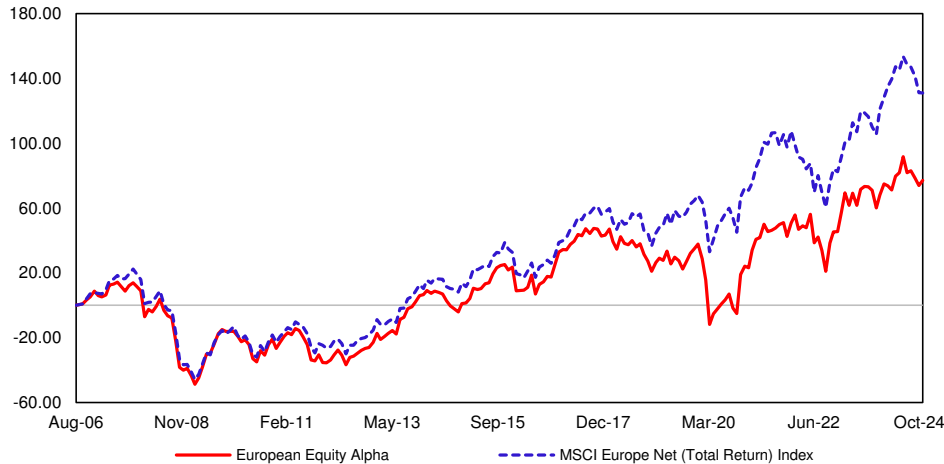
Unit in Circulation* 11.55 million

1- Year NAV High* MYR 1.4648 (17 Nov 2023)

1- Year NAV Low* MYR 1.2323 (05 Aug 2024)

Source: AmFunds Management Berhad

The above fees and charges may be subject to any applicable taxes and/or duties (imposed by the Government of Malaysia which are payable by the unit holder(s) and/or the Fund (as the case may be) at the prevailing rate.

Fund Performance (as at 31 October 2024)**Cumulative performance over the period (%)**

Past performance is not necessarily indicative of future performance. Unit prices and investment returns may go down as well as up.

Source: AmFunds Management Berhad

Performance Table (as at 31 October 2024)

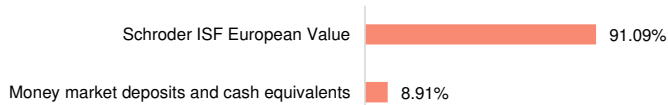
Cumulative Return (%)	YTD	1 Month	6 Months	1 Year	3 Years	5 Years
Fund	1.25	1.77	-2.60	10.58	17.19	34.02
*Benchmark	1.20	-0.12	-5.80	12.39	12.53	42.16
Annualised Return (%)	3 Years	5 Years	10 Years	Since Inception		
Fund	5.43	6.03	6.33	3.19		
*Benchmark	4.01	7.28	7.88	4.88		
Calendar Year Return (%)	2023	2022	2021	2020	2019	
Fund	20.25	-3.53	21.50	-10.00	13.95	
*Benchmark	25.09	-12.06	20.18	2.91	22.78	

*MSCI Europe Net (Total Return) Index

Source Benchmark: *AmFunds Management Berhad

Source Fund Return: Novagni Analytics and Advisory Sdn. Bhd.

Past performance is not necessarily indicative of future performance. The performance is calculated based on NAV-to-NAV using Time Weighted Rate of Return ("TWRR") method.

Asset Allocation (as at 31 October 2024)

Source: AmFunds Management Berhad

Target Fund's Top 5 Holdings (as at 31 October 2024)

Sanofi SA	2.74%
WPP PLC	2.51%
Roche Holding AG	2.50%
Standard Chartered PLC	2.33%
ITV PLC	2.27%

Source: Schroders

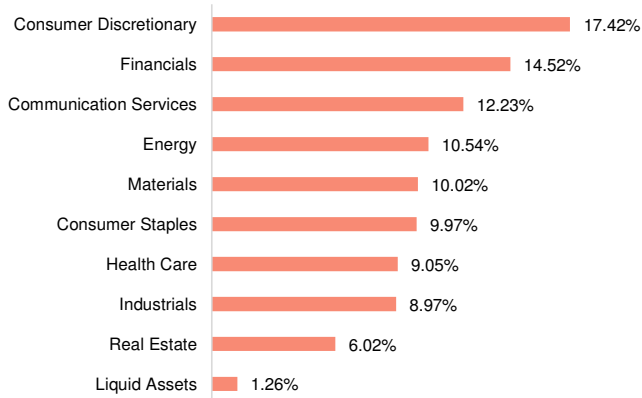
Income Distribution History

Year	Total Payout per unit (Sen)	Yield (%)
2024	N/A	N/A
2023	21.96	17.38
2022	11.33	8.41
2021	N/A	N/A
2020	N/A	N/A

Source: AmFunds Management Berhad

Historical income distribution is not indicative of future income distribution payout. The income could be in the form of units or cash. Unit prices and income distribution, if any, may rise or fall. Where an income distribution is declared, investors are advised that following the distribution the net asset value per unit will be reduced from cum-distribution NAV to ex-distribution NAV.

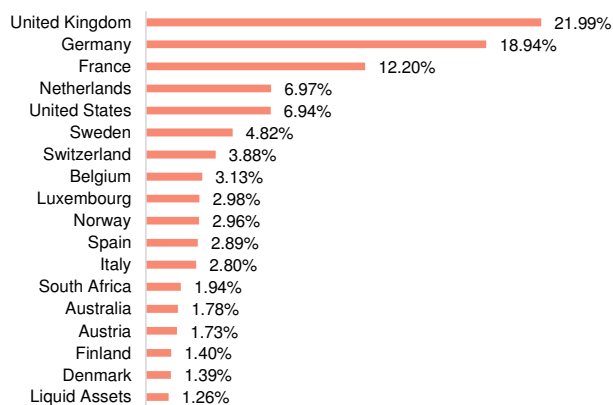
Target Fund's Sector Allocation* (as at 31 October 2024)



Source: Schroders

*As percentage of NAV. Please note that asset exposure for the Target Fund is subject to frequent change on a daily basis.

Target Fund's Country Allocation* (as at 31 October 2024)



Source: Schroders

Target Fund Manager's Commentary (as at 31 October 2024)

European equities gained in Q3. The Target Fund outperformed the MSCI Europe index.

Markets experienced a rotation in the quarter and some previous strong performers were out of favour. Against this backdrop, the fund's lack of exposure to pharmaceutical group Novo Nordisk and semiconductor equipment maker ASML Holding was positive for relative performance. Among stocks we do own, several of our real estate holdings added value. Among these were Icade and Grand City Properties. Falling interest rates mean the capital values that underpin the debt of real estate businesses are now stable. A number of our positions in the healthcare sector added value. These included Fresenius SE, H Lundbeck, and Sanofi. Steel producer Aperam was another positive contributor. The group has refurbished a mill in Brazil and said that improvements from this should offset what is usually a slowdown in Q3, with the result that group adjusted profit should be higher than in Q2. On the negative side, luxury goods group Burberry was the main individual detractor. The group replaced its chief executive and suspended its dividend in the quarter. Luxury goods group have been struggling with lacklustre demand and attempts to reposition Burberry as a more upmarket brand resulted in steep discounting. Our position in oil major Repsol was another detractor amid a weaker month for oil prices due to concerns about global demand. Worries over demand also weighed on the carmakers and companies in the automotive supply chain. Our positions in Renault and Schaeffler were among the detractors.

Source: Schroders

Disclaimer

Source: MSCI. The MSCI information may only be used for your internal use, may not be reproduced or disseminated in any form and may not be used as a basis for or a component of any financial instruments or products or indices. None of the MSCI information is intended to constitute investment advice or a recommendation to make (or refrain from making) any kind of investment decision and may not be relied on as such. Historical data and analysis should not be taken as an indication or guarantee of any future performance analysis, forecast or prediction. The MSCI information is provided on an "as is" basis and the user of this information assumes the entire risk of any use made of this information. MSCI, each of its affiliates and each other person involved in or related to compiling, computing or creating any MSCI information (collectively, the "MSCI Parties") expressly disclaims all warranties (including, without limitation, any warranties of originality, accuracy, completeness, timeliness, non-infringement, merchantability and fitness for a particular purpose) with respect to this information. Without limiting any of the foregoing, in no event shall any MSCI Party have any liability for any direct, indirect, special, incidental, punitive, consequential (including, without limitation, lost profits) or any other damages. (www.msci.com).

Based on the Fund's portfolio returns as at 31 October 2024, the Volatility Factor ("VF") for this Fund is 18.8 and is classified as "Very High" (Source: Lipper). "Very High" includes funds with VF that are more than 16.360 (Source: Lipper). The VF means there is a possibility for the Fund in generating an upside return or downside return around this VF. The Volatility Class ("VC") is assigned by Lipper based on quintile ranks of VF for qualified funds. VF is subject to monthly revision and VC will be revised every six months. The Fund's portfolio may have changed since this date and there is no guarantee that the Fund will continue to have the same VF or VC in the future. Presently, only funds launched in the market for at least 36 months will display the VF and its VC.

This advertisement material is prepared for information purposes only and may not be published, circulated, reproduced or distributed in whole or part, whether directly or indirectly, to any person without the prior written consent of AmFunds Management Berhad [198601005272 (154432-A)] ("AmInvest"). This advertisement material should not be construed as an offer or solicitation for the purchase or sale of any units in AmInvest's unit trust fund(s). Investors shall be solely responsible for using and relying on any contents in this advertisement material. AmInvest and its employees shall not be held liable to the investors for any damage, direct, indirect or consequential losses (including loss of profit), claims, actions, demands, liabilities suffered by the investors or proceedings and judgments brought or established against the investors, and costs, charges and expenses incurred by the investors or for any investment decision that the investors have made as a result of relying on the content or information in this advertisement material. Investors are advised to read and understand the contents of the Master Prospectus dated 10 September 2017, including any supplementary made thereof from time to time ("Prospectus(es)") and its Product Highlights Sheet ("PHS"), obtainable at www.aminvest.com, before making an investment decision. The Prospectus(es) and PHS have been registered with the Securities Commission Malaysia, who takes no responsibility for its contents. The Securities Commission Malaysia has not reviewed this advertisement material. Investors may wish to seek advice from a professional advisor before making an investment. The Fund's units will only be issued upon receipt of the complete application form accompanying the Prospectus(es). Past performance of the Fund is not an indication of its future performance. The Fund's unit prices and income distribution payable, if any, may rise or fall. Where a unit split/distribution is declared, investors are advised that following the issue of additional units/distribution, the Net Asset Value ("NAV") per unit will be reduced from pre-unit split NAV/cum-distribution NAV to post-unit split NAV/ex-distribution NAV. Please be advised that where a unit split is declared, the value of investor's investment in Malaysian Ringgit will remain unchanged after the distribution of the additional units. Investments in the Fund are exposed to currency risk, risk of a passive strategy, risk of not meeting the Fund's investment objective and counterparty credit risk. Please refer to the Prospectus(es) for detailed information on the specific risks of the fund(s). Investors are advised to consider these risks and other general risk elaborated, as well as the fees, charges and expenses involved. This advertisement material may be translated into languages other than English. In the event of any dispute or ambiguity arising out of such translated versions of this advertisement material, the English version shall prevail. AmInvest's Privacy Notice can be accessed via aminvest.com. Note: Unless stated otherwise, all fees, charges and/or expenses disclosed in this material are exclusive by way of example and not limitation: goods and services tax, value added tax, consumption tax, levies, duties and other taxes as may be imposed by the Government of Malaysia from time to time (collectively known as "Taxes"). If these fees, charges and/or expenses are subject to any Taxes, such Taxes shall be borne and payable by the Unit Holders and/or the Fund (as the case may be) at the prevailing rate, including any increase or decrease to the rate, in addition to the fees, charges and/or expenses stated herein. Privacy Notice: AmFunds Management Berhad [Company Registration: 198601005272 (154432-A)] issued its Privacy Notice as required by Personal Data Protection Act 2010, which details the use and processing of your personal information by AmFunds Management Berhad. The Privacy Notice can be accessed via www.aminvest.com and is also available at our head office. If you have any queries in relation to the Privacy Notice of AmFunds Management Berhad, please feel free to contact our Customer Service Representative at Tel: +603 2032 2888 OR e-mail: enquiries@aminvest.com.