



Fund Overview

Investment Objective

Global Agribusiness (the "Fund") aims to gain the greatest possible return on investments by investing in global agribusiness equities from agricultural commodities to consumer products.

The Fund is suitable for investors:

- seeking potential long-term* capital appreciation; and
- seeking potential growth by capturing value via investing in global agribusiness.

Note: *Long-term refers to a period of at least five (5) years.

Any material change to the investment objective of the Fund would require Unit Holders' approval.

Fund Facts

Fund Category / Type

Feeder (Global equity) / Growth

Base Currency

MYR

Investment Manager

AmFunds Management Berhad

Launch Date

03 May 2007

Initial Offer Price

MYR 1.0000

Minimum Initial Investment

MYR 1,000

Minimum Additional Investment

MYR 500

Annual Management Fee

Up to 1.80% p.a. of the NAV of the Fund

Annual Trustee Fee

Up to 0.08% p.a. of the NAV of the Fund

Entry Charge

Up to 5.00% of NAV per unit of the Fund

Exit Fee

Nil

Redemption Payment Period

Within five (5) Business Days of receiving the redemption proceeds from the Target Funds.

Income Distribution

Income distribution (if any) is incidental

*Data as at (as at 28 February 2025)

NAV Per Unit* MYR 1.4687

Fund Size* MYR 16.20 million

Unit in Circulation* 11.03 million

1- Year NAV High* MYR 1.6361 (02 Apr 2024)

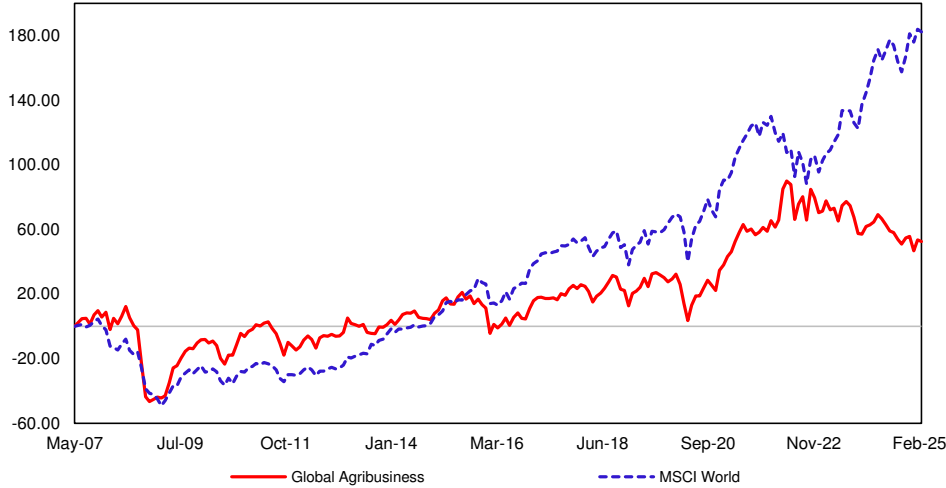
1- Year NAV Low* MYR 1.4135 (30 Dec 2024)

Source: AmFunds Management Berhad

The above fees and charges may be subject to any applicable taxes and/or duties (imposed by the Government of Malaysia which are payable by the unit holder(s) and/or the Fund (as the case may be) at the prevailing rate.

Fund Performance (as at 28 February 2025)

Cumulative performance over the period (%)



Past performance is not necessarily indicative of future performance. Unit prices and investment returns may go down as well as up.
Source: AmFunds Management Berhad

Performance Table (as at 28 February 2025)

Cumulative Return (%)	YTD	1 Month	6 Months	1 Year	3 Years	5 Years
Fund	3.91	-0.64	-1.00	-7.35	-8.06	33.75
*Benchmark	2.32	-0.60	6.94	6.62	31.58	78.13
Annualised Return (%)	3 Years	5 Years	10 Years	Since Inception		
Fund	-2.76	5.99	2.63	2.46		
*Benchmark	9.57	12.23	9.42	6.06		
Calendar Year Return (%)	2024	2023	2022	2021	2020	
Fund	-9.29	-5.01	2.92	19.79	4.38	
*Benchmark	12.78	25.14	-15.04	20.79	12.38	

Source Benchmark: *AmFunds Management Berhad

Source Fund Return : Novagni Analytics and Advisory Sdn. Bhd.

Past performance is not necessarily indicative of future performance. The performance is calculated based on NAV-to-NAV using Time Weighted Rate of Return ("TWRR") method.

Income Distribution History

Year	Total Payout per unit (Sen)	Yield (%)
2023	0.06	0.03
2022	N/A	N/A
2021	N/A	N/A
2020	N/A	N/A
2019	N/A	N/A

Source: AmFunds Management Berhad

Historical income distribution is not indicative of future income distribution payout. The income could be in the form of units or cash. Unit prices and income distribution, if any, may rise or fall. Where an income distribution is declared, investors are advised that following the distribution the net asset value per unit will be reduced from cum-distribution NAV to ex-distribution NAV.

Asset Allocation (as at 28 February 2025)



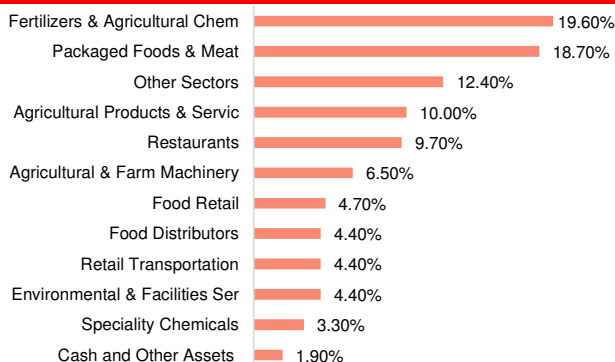
Source: AmFunds Management Berhad

Target Fund's Top 5 Holdings (as at 28 February 2025)

Waste Management Inc	4.40%
Nutrien Ltd	4.30%
McDonald's Corp	4.10%
Meituan	3.90%
K+S AG	3.30%

Source: DWS

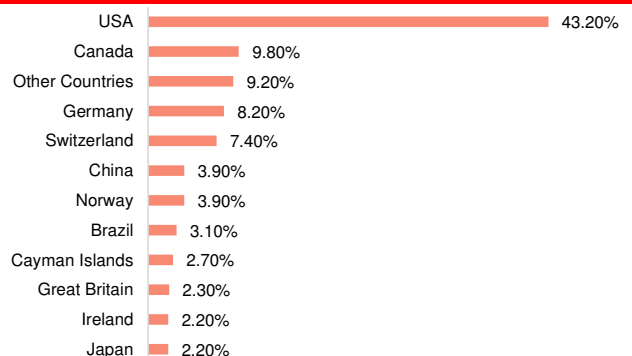
Target Fund's Sector Allocation* (as at 28 February 2025)



Source: DWS

*As percentage of NAV. Please note that asset exposure for the Target Fund is subject to frequent change on a daily basis.

Target Fund's Country Allocation* (as at 28 February 2025)



Source: DWS

Our investment strategy stays the same, the broadened investment universe of the fund provides many investment opportunities along the full value chain within Agribusiness. This includes not only traditional agricultural sectors as seed & crop protection producers, fertilizer, or Ag equipment companies, but also more remote sectors like restaurants, food companies, supermarkets, online food delivery, protein producers and beyond (e.g. chicken, beef, pork, and plant-based alternatives) or aquaculture. These are less or sometimes negatively correlated with the traditional Agribusiness equities and should therefore perform independently of grain commodity prices. Currently we have a balanced approach between upstream and downstream.

The outlook for agricultural commodity prices for 2025 is a very heterogenous one. On the one side, grains like corn, soybeans and wheat have been sufficiently available after 3 years of rather strong harvests globally and prices have halved from peak levels in 1H 2022. On the other side, soft commodities like coffee and cocoa are in very tight supply due to poor harvests in major crop producing regions, which led to all time high prices for both.

Also, the new US administration might add to uncertainties with the introduction of tariffs, but we think President Trump will support US farmers, which were key supporters in his re-election.

Low inventory levels for agricultural commodities ex-soybeans at the world level should continue to limit downside price risks for the complex into 2025. The US planting intention report in the end of March 2025 will be a good indicator for supply in the upcoming season. In this report US farmers indicate on how many acreages they will plant certain crops. The USA is the largest and most important Ag market globally. Overall, the sentiment of the US farmers has improved in the end of 2024 versus a low point in summer 2024, mainly driven by a rising corn price. This is also reflected in the US Agriculture Economy Barometer Index, which has shown its highest print in 3.5 years. This bodes well for an improving environment for the Agribusiness sector, especially compared to the last 2 years.

(All performance in USD) Past performance is not a reliable indicator of future returns. Forecasts are not a reliable indicator of future returns. Forecasts are based on assumptions, estimates, views and hypothetical models or analyses, which might prove inaccurate or incorrect.

Source: DWS

Disclaimer

Source: MSCI. The MSCI information may only be used for your internal use, may not be reproduced or disseminated in any form and may not be used as a basis for or a component of any financial instruments or products or indices. None of the MSCI information is intended to constitute investment advice or a recommendation to make (or refrain from making) any kind of investment decision and may not be relied on as such. Historical data and analysis should not be taken as an indication or guarantee of any future performance analysis, forecast or prediction. The MSCI information is provided on an "as is" basis and the user of this information assumes the entire risk of any use made of this information. MSCI, each of its affiliates and each other person involved in or related to compiling, computing or creating any MSCI information (collectively, the "MSCI Parties") expressly disclaims all warranties (including, without limitation, any warranties of originality, accuracy, completeness, timeliness, non-infringement, merchantability and fitness for a particular purpose) with respect to this information. Without limiting any of the foregoing, in no event shall any MSCI Party have any liability for any direct, indirect, special, incidental, punitive, consequential (including, without limitation, lost profits) or any other damages. (www.msci.com).

Based on the Fund's portfolio returns as at 28 February 2025, the Volatility Factor ("VF") for this Fund is 16.4 and is classified as "Very High" (Source: Lipper). "Very High" includes funds with VF that are more than 16.355 (Source: Lipper). The VF means there is a possibility for the Fund in generating an upside return or downside return around this VF. The Volatility Class ("VC") is assigned by Lipper based on quintile ranks of VF for qualified funds. VF is subject to monthly revision and VC will be revised every six months. The Fund's portfolio may have changed since this date and there is no guarantee that the Fund will continue to have the same VF or VC in the future. Presently, only funds launched in the market for at least 36 months will display the VF and its VC.

This advertisement material is prepared for information purposes only and may not be published, circulated, reproduced or distributed in whole or part, whether directly or indirectly, to any person without the prior written consent of AmFunds Management Berhad [198601005272 (154432-A)] ("AmInvest"). This advertisement material should not be construed as an offer or solicitation for the purchase or sale of any units in AmInvest's unit trust fund(s). Investors shall be solely responsible for using and relying on any contents in this advertisement material. AmInvest and its employees shall not be held liable to the investors for any damage, direct, indirect or consequential losses (including loss of profit), claims, actions, demands, liabilities suffered by the investors or proceedings and judgments brought or established against the investors, and costs, charges and expenses incurred by the investors or for any investment decision that the investors have made as a result of relying on the content or information in this advertisement material. Investors are advised to read and understand the contents of the Master Prospectus dated 10 September 2017, including any supplementary made thereof from time to time ("Prospectus(es)") and its Product Highlights Sheet ("PHS"), obtainable at www.aminvest.com, before making an investment decision. The Prospectus(es) and PHS have been registered with the Securities Commission Malaysia, who takes no responsibility for its contents. The Securities Commission Malaysia has not reviewed this advertisement material. Investors may wish to seek advice from a professional advisor before making an investment. The Fund's units will only be issued upon receipt of the complete application form accompanying the Prospectus(es). Past performance of the Fund is not an indication of its future performance. The Fund's unit prices and income distribution payable, if any, may rise or fall. Where a unit split/distribution is declared, investors are advised that following the issue of additional units/distribution, the Net Asset Value ("NAV") per unit will be reduced from pre-unit split NAV/cum-distribution NAV to post-unit split NAV/ex-distribution NAV. Please be advised that where a unit split is declared, the value of investor's investment in Malaysian Ringgit will remain unchanged after the distribution of the additional units. Investments in the Fund are exposed to industry specific risk, currency risk, risk of a passive strategy, risk of not meeting the Fund's investment objective and counterparty credit risk. Please refer to the Prospectus(es) for detailed information on the specific risks of the fund(s). Investors are advised to consider these risks and other general risk elaborated, as well as the fees, charges and expenses involved. This advertisement material may be translated into languages other than English. In the event of any dispute or ambiguity arising out of such translated versions of this advertisement material, the English version shall prevail. AmInvest's Privacy Notice can be accessed via aminvest.com. Note: Unless stated otherwise, all fees, charges and/or expenses disclosed in this material are exclusive by way of example and not limitation; goods and services tax, value added tax, consumption tax, levies, duties and other taxes as may be imposed by the Government of Malaysia from time to time (collectively known as "Taxes"). If these fees, charges and/or expenses are subject to any Taxes, such Taxes shall be borne and payable by the Unit Holders and/or the Fund (as the case may be) at the prevailing rate, including any increase or decrease to the rate, in addition to the fees, charges and/or expenses stated herein. Privacy Notice: AmFunds Management Berhad [Company Registration: 198601005272 (154432-A)] issued its Privacy Notice as required by Personal Data Protection Act 2010, which details the use and processing of your personal information by AmFunds Management Berhad. The Privacy Notice can be accessed via www.aminvest.com and is also available at our head office. If you have any queries in relation to the Privacy Notice of AmFunds Management Berhad, please feel free to contact our Customer Service Representative at Tel: +603 2032 2888 OR e-mail: enquiries@aminvest.com.