



## Fund Overview

### Investment Objective

Global Emerging Market Opportunities (the "Fund") seeks to provide capital growth primarily through investment in equities securities and occasionally in fixed income securities of a universe of emerging markets countries worldwide, including but not limited to constituents of MSCI Emerging Markets Gross TR Index and JP Morgan EMBI Global Diversified Index.

### The Fund is suitable for investors:

- seeking potential capital appreciation on their investments;
- seeking long term\* investment horizon;
- seeking participation in global equity market; and
- seeking aggressive growth in emerging markets.

Note: \*Long-term refers to a period of at least five (5) years.

Any material change to the investment objective of the Fund would require Unit Holders' approval.

## Fund Facts

### Fund Category / Type

Feeder (Global equity) / Capital growth and income

### Base Currency

MYR

### Investment Manager

AmFunds Management Berhad

### Launch Date

18 March 2008

### Initial Offer Price

MYR 1.0000

### Minimum Initial Investment

MYR 1,000

### Minimum Additional Investment

MYR 500

### Annual Management Fee

Up to 1.80% p.a. of the NAV of the Fund

### Annual Trustee Fee

Up to 0.08% p.a. of the NAV of the Fund

### Entry Charge

Up to 5.00% of the NAV per unit for cash sales

### Exit Fee

Nil

### Redemption Payment Period

Within five (5) Business Days of receiving the redemption proceeds from the Target Funds.

### Income Distribution

Income distribution (if any) is incidental.

### \*Data as at (as at 28 February 2025)

NAV Per Unit\*

MYR 1.7922

### Fund Size\*

MYR 12.32 million

### Unit in Circulation\*

6.87 million

### 1- Year NAV High\*

MYR 1.9921 (11 Jul 2024)

### 1- Year NAV Low\*

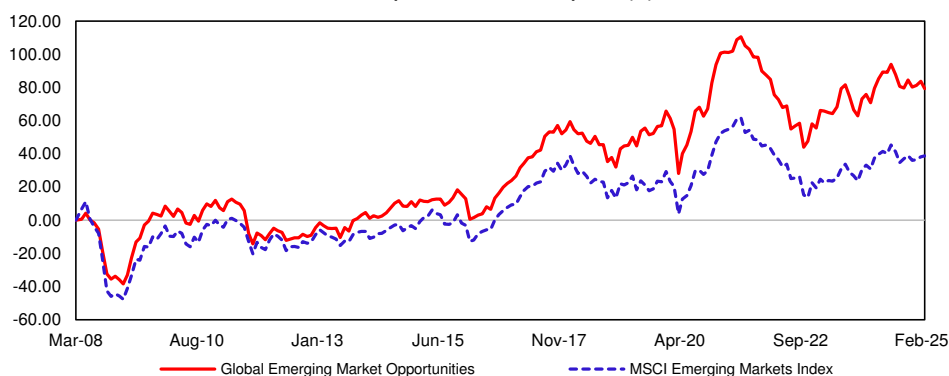
MYR 1.6862 (05 Aug 2024)

Source: AmFunds Management Berhad

The above fees and charges may be subject to any applicable taxes and/or duties (imposed by the Government of Malaysia which are payable by the unit holder(s) and/or the Fund (as the case may be) at the prevailing rate.

## Fund Performance (as at 28 February 2025)

### Cumulative performance over the period (%)



Past performance is not necessarily indicative of future performance. Unit prices and investment returns may go down as well as up.

Source: AmFunds Management Berhad

## Performance Table (as at 28 February 2025)

| Cumulative Return (%) | YTD   | 1 Month | 6 Months | 1 Year | 3 Years | 5 Years |
|-----------------------|-------|---------|----------|--------|---------|---------|
| Fund                  | -1.03 | -2.40   | -0.73    | -0.02  | 2.12    | 15.92   |
| *Benchmark            | 1.77  | 0.46    | 3.06     | 1.09   | -0.30   | 15.50   |

| Annualised Return (%) | 3 Years | 5 Years | 10 Years | Since Inception |
|-----------------------|---------|---------|----------|-----------------|
| Fund                  | 0.70    | 3.00    | 4.88     | 3.50            |
| *Benchmark            | -0.10   | 2.92    | 3.17     | 2.23            |

| Calendar Year Return (%) | 2024 | 2023  | 2022   | 2021  | 2020  |
|--------------------------|------|-------|--------|-------|-------|
| Fund                     | 3.04 | 12.99 | -16.91 | -3.28 | 16.78 |
| *Benchmark               | 2.38 | 11.55 | -17.76 | -1.33 | 13.86 |

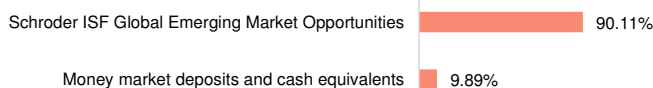
\*MSCI Emerging Markets Index

Source Benchmark: \*AmFunds Management Berhad

Source Fund Return : Novagni Analytics and Advisory Sdn. Bhd.

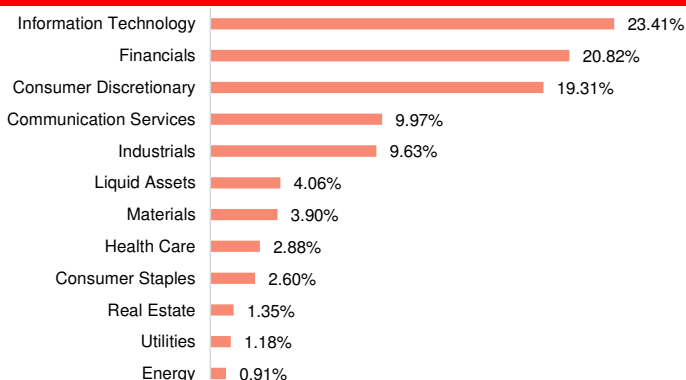
Past performance is not necessarily indicative of future performance. The performance is calculated based on NAV-to-NAV using Time Weighted Rate of Return ("TWRR") method.

## Asset Allocation (as at 28 February 2025)



Source: AmFunds Management Berhad

## Target Fund's Sector Allocation\* (as at 28 February 2025)



Source: Schroders

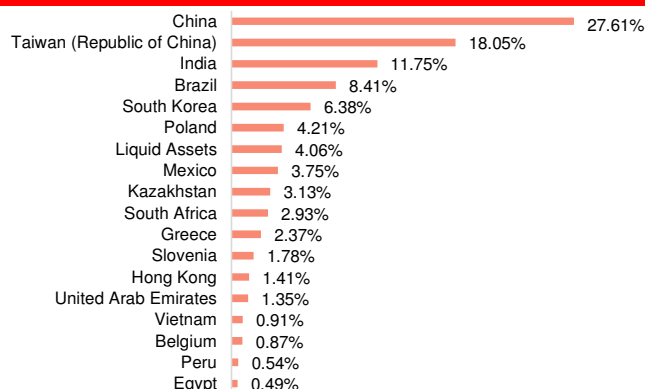
\*As percentage of NAV. Please note that asset exposure for the Target Fund is subject to frequent change on a daily basis.

## Target Fund's Top 5 Holdings (as at 28 February 2025)

|   |       |
|---|-------|
| Taiwan Semiconductor Manufacturing Co Ltd | 9.56% |
| Tencent Holdings Ltd                      | 6.94% |
| Samsung Electronics Co Ltd                | 4.05% |
| Meituan                                   | 2.98% |
| Axis Bank Ltd                             | 2.43% |

Source: Schroders

## Target Fund's Country Allocation\* (as at 28 February 2025)



Source: Schroders

Emerging market (EM) equities, as measured by the MSCI EM index, rose slightly in February outperforming the MSCI World index. China was the strongest-performing market, despite the threat of US trade tariffs, as it continued to benefit from optimism about its AI capabilities following the initial release of DeepSeek's lower-cost open-source AI model in January. Poland was notably strong, on the back of optimism about a potential end to the Russia-Ukraine war. Mexico gained as US tariffs, which were announced on 1 February, were paused until 4 March. Thailand and Indonesia posted the biggest losses in the month with growth concerns weighing on these markets. India's underperformance came against a backdrop of slowing economic growth. Taiwan ended the month in negative territory, led lower by poor performance from some of its technology stocks.

The Target Fund recorded a negative return and underperformed the MSCI EM Index over the month. Among our core markets, the overweight to Poland had a positive effect and offset the negative impact from the overweight to Brazil. Stock selection detracted from returns, however, especially in Taiwan (off-benchmark Lotes) and, to a lesser degree, in Brazil (off-benchmark Lojas Renner). Regarding our non-core markets, the underweight to India proved to be beneficial. Stock selection detracted, though, especially in China (zero-weight Alibaba, overweight Trip.com). Stock selection in India (off benchmark Granules India) also detracted. On the positive side, the fund's Korean stocks (overweight Samsung Electronics) were supportive.

Donald Trump's fiscal policies may be supportive of US growth in the short term and, consequently, positive for the rest of the world, including EM. Longer term, they are likely to put pressure on US inflation affecting US Monetary Policy, the yield curve and dollar, in ways that are likely to be unhelpful for EM equities. Nevertheless, a lot of this appears to be already priced into markets. Aggregate EM inflation has been trending downwards in recent months, but increased uncertainty about the external environment may drive caution from EM central banks. The potential for a broad-based application of tariffs on exports to the US, with a particularly significant rise in tariffs on China, is the most notable risk for EM. It could further slow the global trade cycle, which is already expected to soften in 2025. In China, further support for the domestic economy, particularly the real estate sector, would be a welcome development. Nevertheless, policy action is likely to continue to be incremental. Headline EM valuations are close to historical median levels. Emerging European and Latin American markets are generally cheap, while Asia is a more mixed picture, and India and Taiwan remain expensive. Meanwhile, EM screens as cheap relative to DM across numerous valuation metrics.

Source: Schroders

### Disclaimer

Source: MSCI. The MSCI information may only be used for your internal use, may not be reproduced or redisseminated in any form and may not be used as a basis for or a component of any financial instruments or products or indices. None of the MSCI information is intended to constitute investment advice or a recommendation to make (or refrain from making) any kind of investment decision and may not be relied on as such. Historical data and analysis should not be taken as an indication or guarantee of any future performance analysis, forecast or prediction. The MSCI information is provided on an "as is" basis and the user of this information assumes the entire risk of any use made of this information. MSCI, each of its affiliates and each other person involved in or related to compiling, computing or creating any MSCI information (collectively, the "MSCI Parties") expressly disclaims all warranties (including, without limitation, any warranties of originality, accuracy, completeness, timeliness, non-infringement, merchantability and fitness for a particular purpose) with respect to this information. Without limiting any of the foregoing, in no event shall any MSCI Party have any liability for any direct, indirect, special, incidental, punitive, consequential (including, without limitation, lost profits) or any other damages. ([www.msci.com](http://www.msci.com)).

Based on the Fund's portfolio returns as at 28 February 2025, the Volatility Factor ("VF") for this Fund is 13.1 and is classified as "High" (Source: Lipper). "High" includes funds with VF that are higher than 11.955 and lower than 16.355 (Source: Lipper). The VF means there is a possibility for the Fund in generating an upside return or downside return around this VF. The Volatility Class ("VC") is assigned by Lipper based on quintile ranks of VF for qualified funds. VF is subject to monthly revision and VC will be revised every six months. The Fund's portfolio may have changed since this date and there is no guarantee that the Fund will continue to have the same VF or VC in the future. Presently, only funds launched in the market for at least 36 months will display the VF and its VC.

This advertisement material is prepared for information purposes only and may not be published, circulated, reproduced or distributed in whole or part, whether directly or indirectly, to any person without the prior written consent of AmFunds Management Berhad [198601005272 (154432-A)] ("AmInvest"). This advertisement material should not be construed as an offer or solicitation for the purchase or sale of any units in AmInvest's unit trust fund(s). Investors shall be solely responsible for using and relying on any contents in this advertisement material. AmInvest and its employees shall not be held liable to the investors for any damage, direct, indirect or consequential losses (including loss of profit), claims, actions, demands, liabilities suffered by the investors or proceedings and judgments brought or established against the investors, and costs, charges and expenses incurred by the investors or for any investment decision that the investors have made as a result of relying on the content or information in this advertisement material. Investors are advised to read and understand the contents of the Master Prospectus dated 10 September 2017, including any supplementary made thereof from time to time ("Prospectus(es)") and its Product Highlights Sheet ("PHS"), obtainable at [www.aminvest.com](http://www.aminvest.com), before making an investment decision. The Prospectus(es) and PHS have been registered with the Securities Commission Malaysia, who takes no responsibility for its contents. The Securities Commission Malaysia has not reviewed this advertisement material. Investors may wish to seek advice from a professional advisor before making an investment. The Fund's units will only be issued upon receipt of the complete application form accompanying the Prospectus(es). Past performance of the Fund is not an indication of its future performance. The Fund's unit prices and income distribution payable, if any, may rise or fall. Where a unit split/distribution is declared, investors are advised that following the issue of additional units/distribution, the Net Asset Value ("NAV") per unit will be reduced from pre-unit split NAV/cum-distribution NAV to post-unit split NAV/ex-distribution NAV. Please be advised that where a unit split is declared, the value of investor's investment in Malaysian Ringgit will remain unchanged after the distribution of the additional units. Investments in the Fund are exposed to currency risk, risk of a passive strategy, risk of not meeting the Fund's investment objective and counterparty credit risk. Please refer to the Prospectus(es) for detailed information on the specific risks of the fund(s). Investors are advised to consider these risks and other general risk elaborated, as well as the fees, charges and expenses involved. This advertisement material may be translated into languages other than English. In the event of any dispute or ambiguity arising out of such translated versions of this advertisement material, the English version shall prevail. AmInvest's Privacy Notice can be accessed via [aminvest.com](http://aminvest.com). Note: Unless stated otherwise, all fees, charges and/or expenses disclosed in this material are exclusive by way of example and not limitation; goods and services tax, value added tax, consumption tax, levies, duties and other taxes as may be imposed by the Government of Malaysia from time to time (collectively known as "Taxes"). If these fees, charges and/or expenses are subject to any Taxes, such Taxes shall be borne and payable by the Unit Holders and/or the Fund (as the case may be) at the prevailing rate, including any increase or decrease to the rate, in addition to the fees, charges and/or expenses stated herein. Privacy Notice: AmFunds Management Berhad [Company Registration: 198601005272 (154432-A)] issued its Privacy Notice as required by Personal Data Protection Act 2010, which details the use and processing of your personal information by AmFunds Management Berhad. The Privacy Notice can be accessed via [www.aminvest.com](http://www.aminvest.com) and is also available at our head office. If you have any queries in relation to the Privacy Notice of AmFunds Management Berhad, please feel free to contact our Customer Service Representative at Tel: +603 2032 2888 OR e-mail: [enquiries@aminvest.com](mailto:enquiries@aminvest.com).