



Fund Overview

Investment Objective

Global Islamic Equity (the "Fund") seeks to achieve moderate capital and income* appreciation over a medium to long-term** by investing in shares of global Shariah-compliant companies.

The Fund is suitable for investors seeking:

- a globally diversified portfolio with an investment strategy that conforms to the principles of Shariah;
- medium to long-term** capital appreciation;
- potential positive return through a regular flow of "halal" income*.

Note: *The income could be in the form of units or cash.

**Medium to long-term refers to a period of at least three (3) years.

Any material change to the investment objective of the Fund would require Unit Holders' approval.

Fund Facts

Fund Category / Type

Feeder Fund (Global Islamic equity) / Capital growth

Base Currency

MYR

Investment Manager

AmIslamic Funds Management Sdn Bhd

Launch Date

21 April 2006

Initial Offer Price

MYR 1.0000

Minimum Initial Investment

MYR 1,000

Minimum Additional Investment

MYR 500

Annual Management Fee

Effective 1.80% p.a. of the NAV of the Fund

Annual Trustee Fee

Up to 0.07% p.a. of the NAV of the Fund

Entry Charge

Up to 5.00% of the NAV per unit for cash sales

Exit Fee

Nil

Redemption Payment Period

Within five (5) Business Days of receiving the redemption proceeds from the Target Funds.

Income Distribution

Income distribution (if any) is paid at least once a year

*Data as at (as at 31 December 2024)

NAV Per Unit* MYR 1.1345

Fund Size* MYR 6.73 million

Unit in Circulation* 5.93 million

1- Year NAV High* MYR 1.3390 (16 Jul 2024)

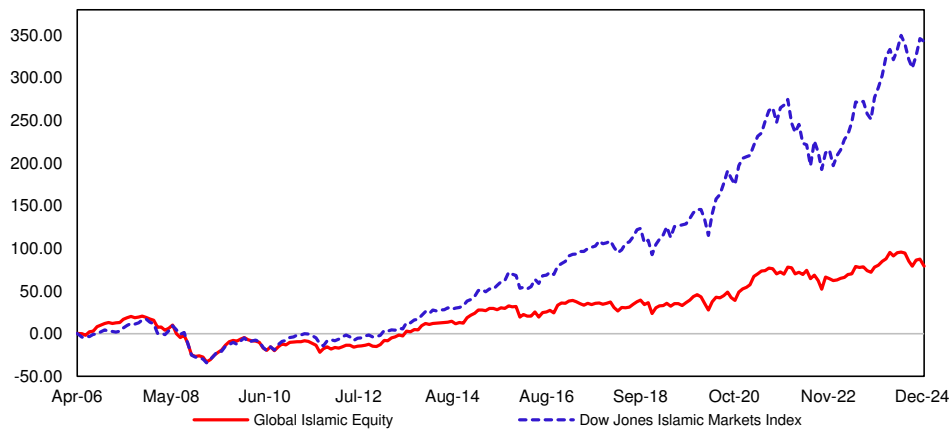
1- Year NAV Low* MYR 1.1277 (30 Dec 2024)

Source: AmFunds Management Berhad

The above fees and charges may be subject to any applicable taxes and/or duties (imposed by the Government of Malaysia which are payable by the unit holder(s) and/or the Fund (as the case may be) at the prevailing rate.

Fund Performance (as at 31 December 2024)

Cumulative performance over the period (%)



Past performance is not necessarily indicative of future performance. Unit prices and investment returns may go down as well as up.
Source: AmFunds Management Berhad

Performance Table (as at 31 December 2024)

Cumulative Return (%)	YTD	1 Month	6 Months	1 Year	3 Years	5 Years
Fund	-0.68	-4.56	-8.58	-0.68	0.49	22.91
*Benchmark	13.86	-0.79	-1.62	13.86	18.17	80.29
Annualised Return (%)	3 Years	5 Years	10 Years	Since Inception		
Fund	0.16	4.21	3.95	3.17		
*Benchmark	5.72	12.50	12.19	8.18		
Calendar Year Return (%)	2024	2023	2022	2021	2020	
Fund	-0.68	11.19	-9.01	16.92	4.61	
*Benchmark	13.86	30.86	-20.68	22.53	24.51	

*Dow Jones Islamic Markets Index

Source Benchmark: *AmFunds Management Berhad

Source Fund Return : Novagni Analytics and Advisory Sdn. Bhd.

Past performance is not necessarily indicative of future performance. The performance is calculated based on NAV-to-NAV using Time Weighted Rate of Return ("TWRR") method.

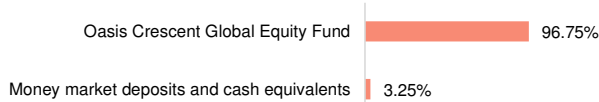
Income Distribution History

Year	Total Payout per unit (Sen)	Yield (%)
2024	6.33	5.30
2023	N/A	N/A
2022	N/A	N/A
2021	N/A	N/A
2020	0.29	0.32

Source: AmFunds Management Berhad

Historical income distribution is not indicative of future income distribution payout. The income could be in the form of units or cash. Unit prices and income distribution, if any, may rise or fall. Where an income distribution is declared, investors are advised that following the distribution the net asset value per unit will be reduced from cum-distribution NAV to ex-distribution NAV.

Asset Allocation (as at 31 December 2024)



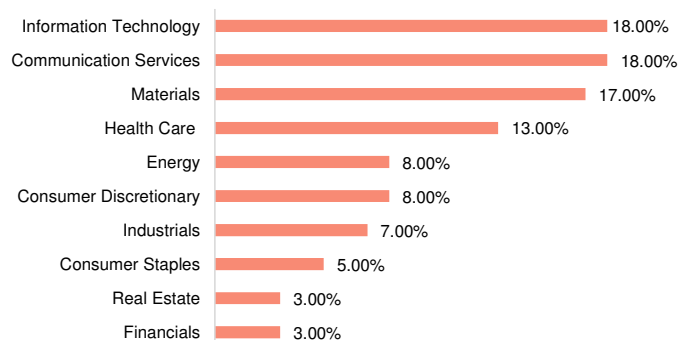
Source: AmFunds Management Berhad

Target Fund's Top 5 Holdings

Verizon Communications	4.75%
ChevronTexaco Corp Com	4.42%
Johnson & Johnson	4.37%
Samsung Electronics	4.25%
AT & T Inc	3.82%

Source: *Oasis Crescent Global Investment Funds (UK) ICVC Financial Statements for the year ended 31 March 2024

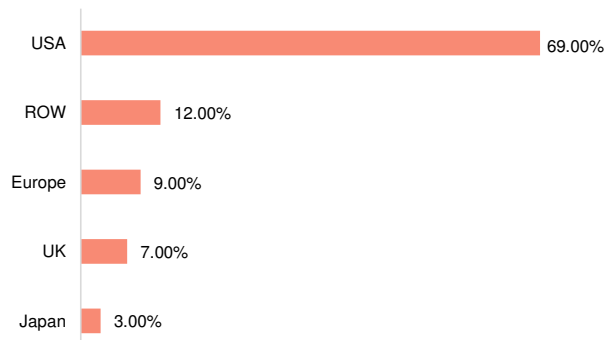
Target Fund's Sector Allocation* (as at 31 December 2024)



Source: Oasis Research; Bloomberg

*As percentage of NAV. Please note that asset exposure for the Target Fund is subject to frequent change on a daily basis.

Target Fund's Country Allocation* (as at 31 December 2024)



Source: Oasis Research; Bloomberg

The Global economy performed reasonably well in 2024 supported by fiscal spend, declining inflation and the start of monetary easing with central banks cutting interest rates albeit at slower rates than anticipated last year. In the December 2024 quarter we saw a number of political events including the Trump victory with a dramatic economic agenda including massive tariff hikes, the ousting of the French and German governments due to inability to agree on budget restraints and deceleration of Chinese economic growth. These have caused a dramatic strengthening of the US \$, a rise in both short and long term interest rates, resulting in greater economic uncertainty in the short term. We anticipate that economic forecasts will be scaled back for the next 2 years. In the long run the global economy could be boosted by continued fiscal spending, lower interest rates and the positive effects of technological change like robotics and artificial intelligence. The risk to the Global economy continue to rise, these include ageing world population, very high public and private sector debt, rising populism affecting budget spends, trade and hot wars.

Global Equities performed well in the first 3 quarters, but this trend reversed in the final quarter of the year as interest rates reversed, US \$ strengthened and political and economic risks increased. These factors will come to a head in the first half of 2025. Over the last few years, equity markets have delivered uneven returns with US equities rising and the rest of the world lagging, with a narrow band of technology companies supported by the hype around Artificial Intelligence (AI) and rising Price to Earnings ratios dominating, with Nasdaq PE at 41X (LT average 28), with earnings growth of 13% underperforming its LT average of 22%. If earnings or the benefit of AI disappoint, there is substantial downside to these stocks.

The Oasis Crescent Global Equity Portfolio, is underweight technology and European stocks. The portfolio is made up of high quality stocks trading at significant discounts to the market, with higher Free Cash Flow and lower debt providing relative downside protection. The portfolio is well positioned to add long term value.

Source: Oasis Research, Bloomberg statistics, IMF World Economic Outlook

Disclaimer

The Dow Jones Islamic Markets Index is a product of S&P Dow Jones Indices LLC ("SPDJ"), and has been licensed for use by AmFunds Management Berhad. S&P® is a registered trademark of S&P Global ("S&P"); Dow Jones® is a registered trademark of Dow Jones Trademark Holdings LLC ("Dow Jones"); Global Islamic Equity is not sponsored, endorsed, sold or promoted by SPDJ, Dow Jones, S&P, their respective affiliates and none of such parties make any representation regarding the advisability of investing in such product(s) nor do they have any liability for any errors, omissions, or interruptions of the Dow Jones Islamic Markets Index.

Based on the Fund's portfolio returns as at 31 December 2024, the Volatility Factor ("VF") for this Fund is 11.2 and is classified as "Moderate" (Source: Lipper). "Moderate" includes funds with VF that are higher than 9.180 and lower than 12.185 (Source: Lipper). The VF means there is a possibility for the Fund in generating an upside return or downside return around this VF. The Volatility Class ("VC") is assigned by Lipper based on quintile ranks of VF for qualified funds. VF is subject to monthly revision and VC will be revised every six months. The Fund's portfolio may have changed since this date and there is no guarantee that the Fund will continue to have the same VF or VC in the future. Presently, only funds launched in the market for at least 36 months will display the VF and its VC.

This advertisement material is prepared for information purposes only and may not be published, circulated, reproduced or distributed in whole or part, whether directly or indirectly, to any person without the prior written consent of AmFunds Management Berhad [198601005272 (154432-A)] ("AmInvest"). This advertisement material should not be construed as an offer or solicitation for the purchase or sale of any units in AmInvest's unit trust fund(s). Investors shall be solely responsible for using and relying on any contents in this advertisement material. AmInvest and its employees shall not be held liable to the investors for any damage, direct, indirect or consequential losses (including loss of profit), claims, actions, demands, liabilities suffered by the investors or proceedings and judgments brought or established against the investors, and costs, charges and expenses incurred by the investors or for any investment decision that the investors have made as a result of relying on the content or information in this advertisement material. Investors are advised to read and understand the contents of the Master Prospectus dated 10 September 2017, including any supplementary made thereof from time to time ("Prospectus(es)") and its Product Highlights Sheet ("PHS"), obtainable at www.aminvest.com, before making an investment decision. The Prospectus(es) and PHS have been registered with the Securities Commission Malaysia, who takes no responsibility for its contents. The Securities Commission Malaysia has not reviewed this advertisement material. Investors may wish to seek advice from a professional advisor before making an investment. The Fund's units will only be issued upon receipt of the complete application form accompanying the Prospectus(es). Past performance of the Fund is not an indication of its future performance. The Fund's unit prices and income distribution payable, if any, may rise or fall. Where a unit split/distribution is declared, investors are advised that following the issue of additional units/distribution, the Net Asset Value ("NAV") per unit will be reduced from pre-unit split NAV/cum-distribution NAV to post-unit split NAV/ex-distribution NAV. Please be advised that where a unit split is declared, the value of investor's investment in Malaysian Ringgit will remain unchanged after the distribution of the additional units. Investments in the Fund are exposed to currency risk, risk of a passive strategy, risk of not meeting the Fund's investment objective, Shariah non-compliance risk and counterparty credit risk. Please refer to the Prospectus(es) for detailed information on the specific risks of the fund(s). Investors are advised to consider these risks and other general risk elaborated, as well as the fees, charges and expenses involved. While our Shariah-compliant fund(s) have been structured to conform to Shariah principles, investors should seek their own independent Shariah advice prior to investing in any of our Shariah-compliant fund(s). This advertisement material may be translated into languages other than English. In the event of any dispute or ambiguity arising out of such translated versions of this advertisement material, the English version shall prevail. AmInvest's Privacy Notice can be accessed via aminvest.com. Note: Unless stated otherwise, all fees, charges and/or expenses disclosed in this material are exclusive by way of example and not limitation: goods and services tax, value added tax, consumption tax, levies, duties and other taxes as may be imposed by the Government of Malaysia from time to time (collectively known as "Taxes"). If these fees, charges and/or expenses are subject to any Taxes, such Taxes shall be borne and payable by the Unit Holders and/or the Fund (as the case may be) at the prevailing rate, including any increase or decrease to the rate, in addition to the fees, charges and/or expenses stated herein. Privacy Notice: AmFunds Management Berhad [Company Registration: 198601005272 (154432-A)] issued its Privacy Notice as required by Personal Data Protection Act 2010, which details the use and processing of your personal information by AmFunds Management Berhad. The Privacy Notice can be accessed via www.aminvest.com and is also available at our head office. If you have any queries in relation to the Privacy Notice of AmFunds Management Berhad, please feel free to contact our Customer Service Representative at Tel: +603 2032 2888 OR e-mail: enquiries@aminvest.com.

