



Income and Growth Fund

Fund Overview

Investment Objective

Income and Growth Fund (the "Fund") seeks to provide regular income* and to a lesser extent long-term** capital appreciation by investing in the Target Fund which will be investing in equities, debt securities and convertible securities.

The Fund is suitable for sophisticated investors seeking:

- regular income* and to a lesser extent long-term** capital appreciation on their investments; and
- an investment portfolio of equities, debt securities and convertible securities.

Note: *Income distribution (if any) is paid out on a quarterly basis.

**Long-term refers to an investment horizon of at least five (5) years.

Any material change to the investment objective of the Fund would require Unit Holders' approval.

Fund Facts

Fund Category / Type

Wholesale (Feeder Fund) / Income and Growth

Base Currency

USD

Investment Manager

AmFunds Management Berhad

Launch Date

USD Class 20 January 2020
AUD-Hedged Class 20 January 2020
SGD-Hedged Class 20 January 2020
MYR-Hedged Class 20 January 2020

Initial Offer Price

USD Class USD 1.0000
AUD-Hedged Class AUD 1.0000
SGD-Hedged Class SGD 1.0000
MYR-Hedged Class MYR 1.0000

Minimum Initial / Additional Investment

USD Class USD 1,000 / USD 500
AUD-Hedged Class AUD 1,000 / AUD 500
SGD-Hedged Class SGD 1,000 / SGD 500
MYR-Hedged Class MYR 1,000 / MYR 500

Annual Management Fee

Up to 1.80% p.a. of the NAV of the Fund

Annual Trustee Fee

Up to 0.05% p.a. of the NAV of the Fund (excluding foreign custodian fee and charges, where applicable).

Entry Charge

Up to 5.00% of the NAV per unit of the Class (es)

Exit Fee

Nil

Redemption Payment Period

By the 14 calendar day of receiving the redemption request with complete documents.

Income Distribution

MYR-Hedged Class

Distribution, if any, will be made on a quarterly basis and can be in the form of cash (by telegraphic transfer) or unit (by reinvestment into units of the Class)

Other Classes

Distribution, if any, will be made on a quarterly basis and will be reinvested into the respective Classes. However, the Manager may at its sole discretion allow distribution in the form of cash.

*Data as at (as at 28 February 2025)

NAV Per Unit*

USD Class USD 1.1604
AUD-Hedged Class AUD 1.0671
SGD-Hedged Class SGD 1.0879
MYR-Hedged Class MYR 1.0659

Fund Size*

USD Class USD 0.51 million
AUD-Hedged Class AUD 1.27 million
SGD-Hedged Class SGD 0.64 million
MYR-Hedged Class MYR 26.24 million

Unit in Circulation*

USD Class 0.44 million
AUD-Hedged Class 1.19 million
SGD-Hedged Class 0.59 million
MYR-Hedged Class 24.62 million

1- Year NAV High*

USD Class USD 1.1850 (18 Feb 2025)
AUD-Hedged Class AUD 1.0901 (18 Feb 2025)
SGD-Hedged Class SGD 1.1293 (09 Dec 2024)
MYR-Hedged Class MYR 1.1807 (09 Dec 2024)

1- Year NAV Low*

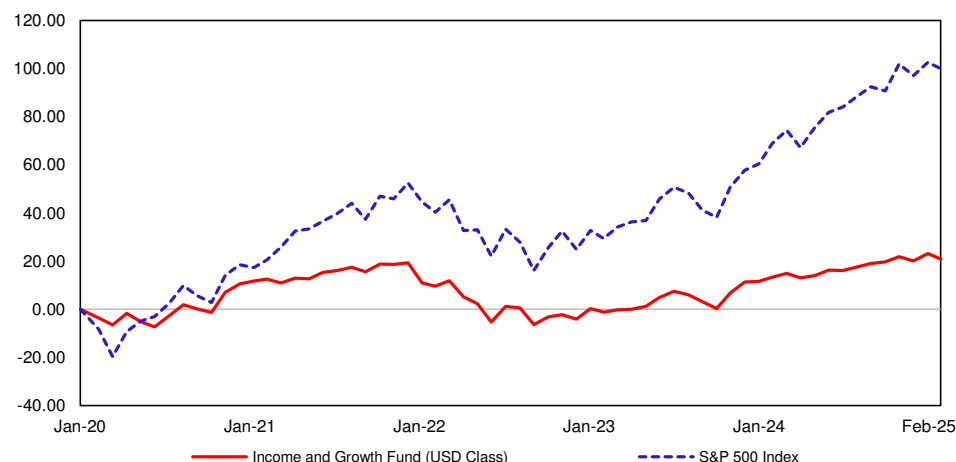
USD Class USD 1.0842 (05 Aug 2024)
AUD-Hedged Class AUD 1.0007 (22 Apr 2024)
SGD-Hedged Class SGD 1.0366 (22 Apr 2024)
MYR-Hedged Class MYR 1.0568 (13 Jan 2025)

Source: AmFunds Management Berhad

The above fees and charges may be subject to any applicable taxes and/or duties (imposed by the Government of Malaysia which are payable by the unit holder(s) and/or the Fund (as the case may be) at the prevailing rate.

Fund Performance (as at 28 February 2025)

Cumulative performance over the period (%)



Past performance is not necessarily indicative of future performance. Unit prices and investment returns may go down as well as up.

Source: AmFunds Management Berhad

Performance Table in Share Class Currency (as at 28 February 2025)

Cumulative Return (%)	YTD	1 Month	6 Months	1 Year	3 Years	5 Years
Fund (USD)	0.64	-1.84	2.88	6.70	10.28	25.38
*Benchmark (USD)	1.44	-1.30	6.11	18.41	42.58	117.88
Fund (AUD-Hedged)	0.56	-1.90	2.45	5.51	4.47	14.01
Fund (SGD-Hedged)	0.35	-1.97	1.84	4.65	5.52	20.43
Fund (MYR-Hedged)	0.35	-1.97	1.76	4.09	3.37	21.89

Annualised Return (%)	3 Years	5 Years	10 Years	Since Inception
Fund (USD)	3.32	4.63	-	3.78
*Benchmark (USD)	12.54	16.84	-	13.81
Fund (AUD-Hedged)	1.47	2.66	-	2.54
Fund (SGD-Hedged)	1.81	3.79	-	3.05
Fund (MYR-Hedged)	1.11	4.04	-	3.54

Calendar Year Return (%)	2024	2023	2022	2021	2020
Fund (USD)	7.96	16.11	-19.67	7.95	-
*Benchmark (USD)	25.02	26.29	-18.11	28.71	-
Fund (AUD-Hedged)	6.63	13.59	-21.36	6.87	-
Fund (SGD-Hedged)	5.87	14.17	-20.11	7.20	-
Fund (MYR-Hedged)	5.14	12.81	-20.05	9.14	-

*S&P 500 Index

Source Benchmark: *AmFunds Management Berhad

Source Fund Return: Novagni Analytics and Advisory Sdn. Bhd.

Past performance is not necessarily indicative of future performance. The performance is calculated based on NAV-to-NAV using Time Weighted Rate of Return ("TWRR") method.

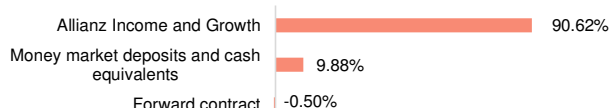
Income Distribution History

	Total Payout per unit (Sen)				Yield (%)			
	2024	2023	2022	2021	2024	2023	2022	2021
USD	2.39	N/A	1.06	1.19	2.16	N/A	0.90	1.03
AUD-Hedged	0.91	N/A	2.59	2.84	0.87	N/A	2.26	2.63
SGD-Hedged	1.79	N/A	1.24	4.22	1.63	N/A	1.08	3.80
MYR-Hedged	8.96	N/A	0.72	2.56	7.78	N/A	0.59	2.24

Source: AmFunds Management Berhad

Historical income distribution is not indicative of future income distribution payout. The income could be in the form of units or cash. Unit prices and income distribution, if any, may rise or fall. Where an income distribution is declared, investors are advised that following the distribution the net asset value per unit will be reduced from cum-distribution NAV to ex-distribution NAV.

Asset Allocation (as at 28 February 2025)



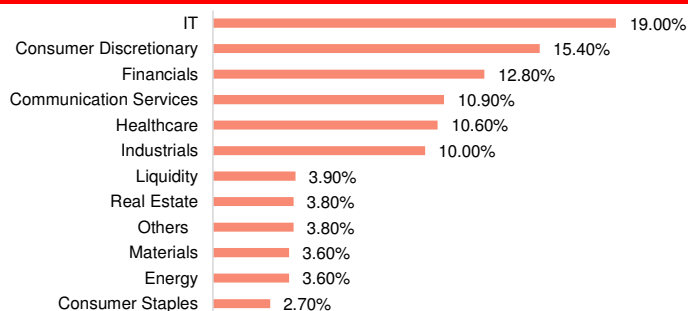
Source: AmFunds Management Berhad

Target Fund's Top 5 Holdings (as at 28 February 2025)

Apple Inc	2.20%
NVIDIA Corp	1.90%
Amazon.Com Inc	1.60%
Microsoft Corp	1.60%
Meta Platforms Inc-Class A	1.10%

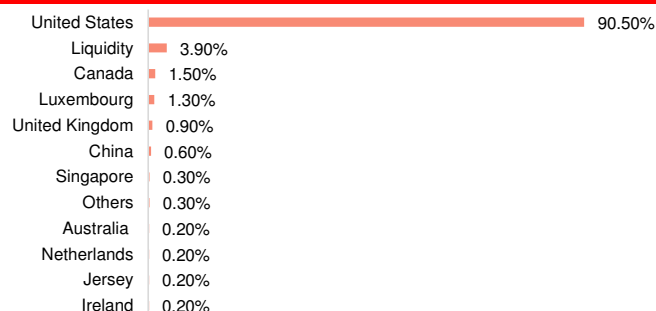
Source: Allianz Global Investors

Target Fund's Sector Allocation* (as at 28 February 2025)



Source: Allianz Global Investors

Target Fund's Country Allocation* (as at 28 February 2025)



Source: Allianz Global Investors

*As percentage of NAV. Please note that asset exposure for the Target Fund is subject to frequent change on a daily basis.

Target Fund Manager's Commentary (as at 28 February 2025)

Macro factors, including newly implemented tariffs and government efficiency initiatives, could weigh on consumer spending and delay corporate investment in the near term as households and companies await clarity around current and future policies. A growth slowdown would not be unexpected if these headwinds materialise. The recent increase in equity volatility likely reflects the possibility of downward revisions to short-term earnings growth estimates.

The US economy should continue to expand in 2025, supported by earnings growth, further US Federal Reserve (Fed) easing as inflation and the labour market continue to normalise, and the new administration's pro-US growth policies.

Apart from these factors, steady consumer spending, ongoing services sector expansion, continued fiscal spending, and improving productivity aided by the proliferation of artificial intelligence (AI) are growth tailwinds. Risk to the economy may increase if these trends weaken. Other considerations include tariff and immigration policies, geopolitical tensions, prolonged labour market softening, continued manufacturing contraction, and economic weakness outside of the US.

Against this backdrop, low- to high-single-digit returns in 2025 are possible for large-cap equities, convertible securities, and high yield bonds. The equity market's path will not be linear, with bouts of volatility probable throughout the year. Given their defensive characteristics, high yield bonds and convertible securities can mitigate market volatility better than equities.

The equity market could benefit from continued economic growth and accelerating or inflecting earnings from more companies. Secular growth themes, such as AI, lower taxes, increased mergers and acquisitions (M&A) activity, deregulation, productivity gains, and share buybacks are also catalysts. If either economic growth or earnings growth fall short of expectations, the equity market could be challenged. Valuations will continue to be debated.

US convertible securities have a favourable asymmetric return profile, providing upside participation potential when stock prices rise and downside mitigation when stock prices fall. The asset class may outperform the broad equity market if leadership broadens, and new issuance remains steady. USD 60-65 billion of new issuance is expected in 2025 due to coupon savings demand, elevated refinancing needs, and a positive outlook for price appreciation among small- and mid-cap companies. Aside from diversification benefits, new issuance expands the opportunity set of investments with favourable terms and the desired risk/reward characteristics.

The US high-yield market, yielding over 7%, is expected to deliver a coupon-like return in 2025 with upside possible. As a result, the asset class continues to offer equity-like returns but with less volatility. The market's favourable total return potential is a function of its discount to face value and higher coupon, which also serves to cushion downside volatility. Credit fundamentals are stable, near-term refinancing obligations remain low, and management teams continue to exercise balance sheet discipline. Increased M&A activity and deregulation could also have a positive market impact. In this environment, new issuance is expected to remain elevated, the default rate should stay below the historical average of 3-4%, and spreads can remain tight.

A covered call options strategy can be utilised to generate premium income. In periods of elevated or rising equity volatility, premiums collected may translate into more favourable annualised yields. Collectively, these three asset classes can provide a steady source of income and a favourable "participate and protect" return profile. The Target Fund is a client solution designed to provide high monthly income, the potential for capital appreciation, and less volatility than an equity-only fund.

Source: Allianz Global Investors

Disclaimer

The S&P 500 Index is a product of S&P Dow Jones Indices LLC ("SPDJI"), and has been licensed for use by AmFunds Management Berhad. S&P® is a registered trademark of S&P Global ("S&P"); Dow Jones® is a registered trademark of Dow Jones Trademark Holdings LLC ("Dow Jones"); Income and Growth Fund is not sponsored, endorsed, sold or promoted by SPDJI, Dow Jones, S&P, their respective affiliates and none of such parties make any representation regarding the advisability of investing in such product(s) nor do they have any liability for any errors, omissions, or interruptions of the S&P 500 Index.

This advertisement material is prepared for information purposes only and may not be published, circulated, reproduced or distributed in whole or part, whether directly or indirectly, to any person without the prior written consent of AmFunds Management Berhad [198601005272 (154432-A)] ("AmInvest"). This advertisement material should not be construed as an offer or solicitation for the purchase or sale of any units in AmInvest's wholesale fund(s). Investors shall be solely responsible for using and relying on any contents in this advertisement material. AmInvest and its employees shall not be held liable to the investors for any damage, direct, indirect or consequential losses (including loss of profit), claims, actions, demands, liabilities suffered by the investors or proceedings and judgments brought or established against the investors, and costs, charges and expenses incurred by the investors or for any investment decision that the investors have made as a result of relying on the content or information in this advertisement material. Investors are advised to read and understand the contents of the Information Memorandum dated 20 January 2020 for Income and Growth Fund, including any supplementary made thereof from time to time ("Information Memorandum(s)") and its Product Highlights Sheet ("PHS"), obtainable at www.aminvest.com, before making an investment decision. The Information Memorandum(s) and PHS have been lodged with the Securities Commission Malaysia, who takes no responsibility for its contents. The Securities Commission Malaysia has not reviewed this advertisement material. Investors may wish to seek advice from a professional advisor before making an investment. The Fund's units will only be issued upon receipt of the complete application form accompanying the Information Memorandum(s). Past performance of the Fund is not an indication of its future performance. The Fund's unit prices and income distribution payable, if any, may rise or fall. Where a unit split/distribution is declared, investors are advised that following the issue of additional units/distribution, the Net Asset Value ("NAV") per unit will be reduced from pre-unit split NAV/cum-distribution NAV to post-unit split NAV/ex-distribution NAV. Please be advised that where a unit split is declared, the value of investor's investment in Malaysian Ringgit will remain unchanged after the distribution of the additional units. Investments in the Fund are exposed to currency risk, distribution risk, liquidity risk, regulatory and legal risk, risk of passive strategy, risk of not meeting the Fund's investment objective and taxation risk. Please refer to the Information Memorandum(s) for detailed information on the specific risks of the fund(s). Investors are advised to consider these risks and other general risk elaborated, as well as the fees, charges and expenses involved. This advertisement material may be translated into languages other than English. In the event of any dispute or ambiguity arising out of such translated versions of this advertisement material, the English version shall prevail. AmInvest's Privacy Notice can be accessed via aminvest.com. Note: Unless stated otherwise, all fees, charges and/or expenses disclosed in this material are exclusive by way of example and not limitation; goods and services tax, value added tax, consumption tax, levies, duties and other taxes as may be imposed by the Government of Malaysia from time to time (collectively known as "Taxes"). If these fees, charges and/or expenses are subject to any Taxes, such Taxes shall be borne and payable by the Unit Holders and/or the Fund (as the case may be) at the prevailing rate, including any increase or decrease to the rate, in addition to the fees, charges and/or expenses stated herein. Privacy Notice: AmFunds Management Berhad [Company Registration: 198601005272 (154432-A)] issued its Privacy Notice as required by Personal Data Protection Act 2010, which details the use and processing of your personal information by AmFunds Management Berhad. The Privacy Notice can be accessed via www.aminvest.com and is also available at our head office. If you have any queries in relation to the Privacy Notice of AmFunds Management Berhad, please feel free to contact our Customer Service Representative at Tel: +603 2032 2888 OR e-mail: enquiries@aminvest.com.

