



US-Canada Income and Growth

Fund Overview

Investment Objective

US-Canada Income and Growth (the "Fund") seeks to provide regular income* and to a lesser extent long term** capital appreciation by investing in the Target Fund, which will be investing in equities securities, debt securities and convertible securities.

The Fund is suitable for sophisticated investors seeking:

- regular income* and to a lesser extent long term** capital appreciation on their investments; and
- an investment portfolio of equities securities, debt securities and convertible securities via the Target Fund.

Note: *Income distribution (if any) is paid out on quarterly basis.

**Long term means the investment horizon should at least be five (5) years.

Any material change to the investment objective of the Fund would require Unit Holders' approval.

Fund Facts

Fund Category / Type

Wholesale (Feeder Fund) / Income and Growth

Base Currency

MYR

Investment Manager

AmFunds Management Berhad

Launch Date

17 June 2014

Initial Offer Price

MYR 1.0000

Minimum Initial Investment

MYR 1,000

Minimum Additional Investment

MYR 500

Annual Management Fee

Up to 1.80% p.a. of the NAV of the Fund

Annual Trustee Fee

Up to 0.08% p.a. of the NAV of the Fund, subject to a minimum fee of RM10,000 p.a.

Entry Charge

Up to 5.00% of NAV per unit of the Class

Exit Fee

Nil

Redemption Payment Period

By the 10th day of receipt of the redemption request.

Income Distribution

Subject to availability of income, distribution will be paid on a quarterly basis.

*Data as at (as at 30 November 2024)

NAV Per Unit* MYR 1.0697

Fund Size* MYR 41.66 million

Unit in Circulation* 38.95 million

1- Year NAV High* MYR 1.1044 (12 Jun 2024)

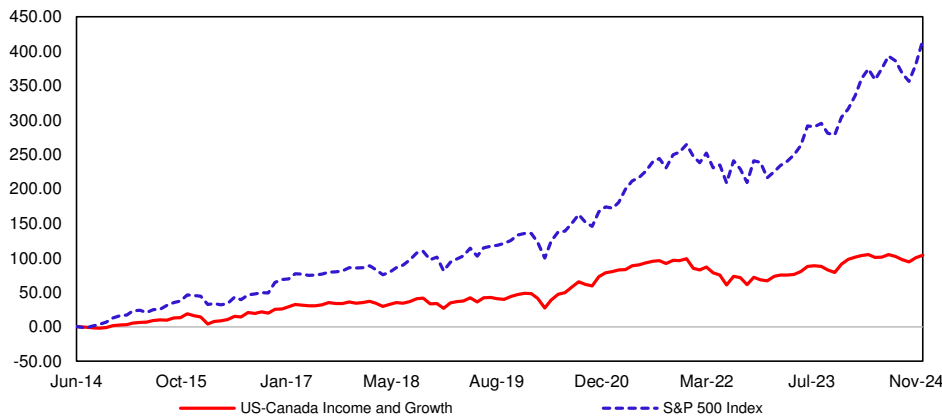
1- Year NAV Low* MYR 1.0120 (05 Aug 2024)

Source: AmFunds Management Berhad

The above fees and charges may be subject to any applicable taxes and/or duties (imposed by the Government of Malaysia which are payable by the unit holder(s) and/or the Fund (as the case may be) at the prevailing rate.

Fund Performance (as at 30 November 2024)

Cumulative performance over the period (%)



Past performance is not necessarily indicative of future performance. Unit prices and investment returns may go down as well as up.

Note: The S&P 500 Index is only used as a reference for investment performance comparison purpose. The Fund is not managed against the S&P 500 Index. The risk profile of the Fund is not the same as the risk profile of the S&P 500 Index.

Source: AmFunds Management Berhad

Performance Table (as at 30 November 2024)

Cumulative Return (%)	YTD	1 Month	6 Months	1 Year	3 Years	5 Years
Fund	2.95	1.73	1.41	6.73	3.29	38.10
*Benchmark	24.08	7.51	8.72	27.69	46.11	121.31
Annualised Return (%)	3 Years	5 Years	10 Years	Since Inception		
Fund	1.08	6.67	7.13	7.03		
*Benchmark	13.46	17.20	16.43	17.00		
Calendar Year Return (%)	2023	2022	2021	2020	2019	
Fund	17.88	-16.04	11.54	19.98	17.37	
*Benchmark	31.60	-13.25	33.10	16.37	30.10	

*S&P 500 Index

Source Benchmark: *AmFunds Management Berhad

Source Fund Return: Novagni Analytics and Advisory Sdn. Bhd.

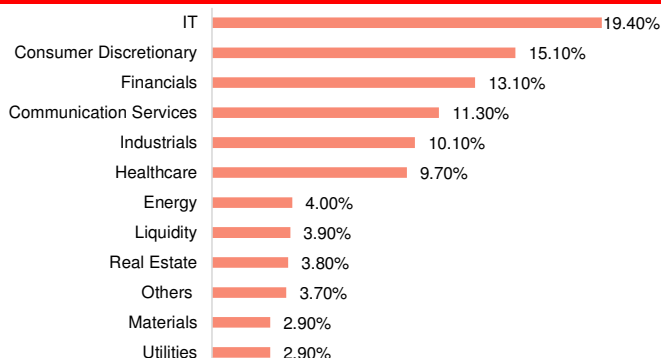
Past performance is not necessarily indicative of future performance. The performance is calculated based on NAV-to-NAV using Time Weighted Rate of Return ("TWRR") method.

Asset Allocation (as at 30 November 2024)



Source: AmFunds Management Berhad

Target Fund's Sector Allocation* (as at 30 November 2024)



Source: Allianz Global Investors

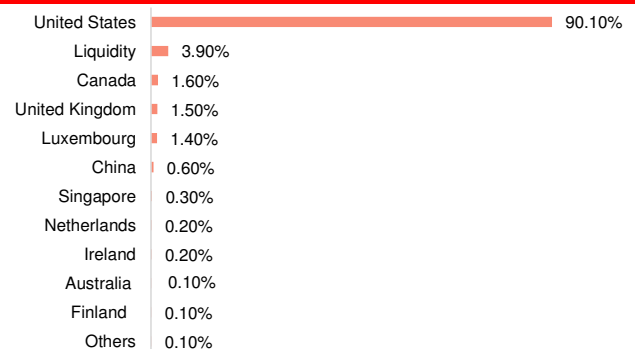
*As percentage of NAV. Please note that asset exposure for the Target Fund is subject to frequent change on a daily basis.

Target Fund's Top 5 Holdings (as at 30 November 2024)

Apple Inc	2.10%
NVIDIA Corp	2.10%
Microsoft Corp	2.00%
Amazon.Com Inc	1.50%
Meta Platforms Inc-Class A	1.10%

Source: Allianz Global Investors

Target Fund's Country Allocation* (as at 30 November 2024)



Source: Allianz Global Investors

The easing cycle has begun, with the Fed cutting interest rates by 75 bps through November as inflation and the labour market continue to normalise.

Apart from an accommodative shift in monetary policy, potential economic tailwinds include pro-growth policies under the Trump administration, steady consumption, continued fiscal spending, the proliferation of AI, and improving productivity, among others. Risk to the economy may increase if these trends weaken. Other potential headwinds include new tariffs, more restrictive immigration policies, geopolitical tensions, prolonged labour market softening, continued manufacturing contraction, and slower growth outside the US.

US equity markets could benefit from Trump's pro-growth policies should they have a notable impact on future earnings. Continued Fed easing and economic expansion, secular growth drivers, such as AI, and accelerating earnings growth or an earnings inflection from more companies are also catalysts. If economic growth or earnings growth fall short of expectations, the equity market could be challenged.

US convertible securities have an attractive asymmetric return profile, providing upside participation potential when stock prices rise and downside mitigation when stock prices fall. Higher debt financing costs have drawn issuers to the convertible market for coupon savings, resulting in accelerated new issuance at favourable terms and an expanded investment opportunity set with the desired risk/reward characteristics. While a change in market leadership is not certain, a sustained broadening of the equity market could be a positive development for the asset class.

The US high yield market, yielding over 7%, offers the potential for equity-like returns but with less volatility. The market's attractive total return potential is a function of its discount to face value and higher coupon, which also serves to cushion downside volatility. Credit fundamentals are stable, near-term refinancing obligations remain low, and management teams continue to exercise balance sheet discipline. Given these factors, the default rate is expected to remain low. Regarding credit spreads, they can stay tight for many years. This was the case in the mid-1990s and 2000s – periods like today when high yield balance sheets were healthy and defaults were low, the economy was stable, and interest rates were elevated.

A covered call options strategy can be utilised to generate premium income. In periods of elevated or rising equity volatility, premiums collected may translate into more attractive annualised yields.

Collectively, these three asset classes can provide a steady source of income and a compelling "participate-and-protect" return profile.

The Target Fund is a client solution designed to provide high monthly income, the potential for capital appreciation, and less volatility than an equity-only fund.

Source: Allianz Global Investors

Disclaimer

The S&P 500 Index is a product of S&P Dow Jones Indices LLC ("SPDJI"), and has been licensed for use by AmFunds Management Berhad. S&P® is a registered trademark of S&P Global ("S&P"); Dow Jones® is a registered trademark of Dow Jones Trademark Holdings LLC ("Dow Jones"); US-Canada Income and Growth is not sponsored, endorsed, sold or promoted by SPDJI, Dow Jones, S&P, their respective affiliates and none of such parties make any representation regarding the advisability of investing in such product(s) nor do they have any liability for any errors, omissions, or interruptions of the S&P 500 Index.

This advertisement material is prepared for information purposes only and may not be published, circulated, reproduced or distributed in whole or part, whether directly or indirectly, to any person without the prior written consent of AmFunds Management Berhad [198601005272 (154432-A)] ("AmInvest"). This advertisement material should not be construed as an offer or solicitation for the purchase or sale of any units in AmInvest's wholesale fund(s). Investors shall be solely responsible for using and relying on any contents in this advertisement material. AmInvest and its employees shall not be held liable to the investors for any damage, direct, indirect or consequential losses (including loss of profit), claims, actions, demands, liabilities suffered by the investors or proceedings and judgments brought or established against the investors, and costs, charges and expenses incurred by the investors or for any investment decision that the investors have made as a result of relying on the content or information in this advertisement material. Investors are advised to read and understand the contents of the Replacement Information Memorandum dated 1 December 2014 for US-Canada Income and Growth, including any supplementary made thereof from time to time ("Information Memorandum(s)") and its Product Highlights Sheet ("PHS"), obtainable at www.aminvest.com, before making an investment decision. The Information Memorandum(s) and PHS have been lodged with the Securities Commission Malaysia, who takes no responsibility for its contents. The Securities Commission Malaysia has not reviewed this advertisement material. Investors may wish to seek advice from a professional advisor before making an investment. The Fund's units will only be issued upon receipt of the complete application form accompanying the Information Memorandum(s). Past performance of the Fund is not an indication of its future performance. The Fund's unit prices and income distribution payable, if any, may rise or fall. Where a unit split/distribution is declared, investors are advised that following the issue of additional units/distribution, the Net Asset Value ("NAV") per unit will be reduced from pre-unit split NAV/cum-distribution NAV to post-unit split NAV/ex-distribution NAV. Please be advised that where a unit split is declared, the value of investor's investment in Malaysian Ringgit will remain unchanged after the distribution of the additional units. Investments in the Fund are exposed to risk of passive strategy, risk of not meeting the Fund's investment objective, currency risk, liquidity risk, regulatory and legal risk, taxation risk and distribution risk. Please refer to the Information Memorandum(s) for detailed information on the specific risks of the fund(s). Investors are advised to consider these risks and other general risk elaborated, as well as the fees, charges and expenses involved. This advertisement material may be translated into languages other than English. In the event of any dispute or ambiguity arising out of such translated versions of this advertisement material, the English version shall prevail. AmInvest's Privacy Notice can be accessed via aminvest.com. Note: Unless stated otherwise, all fees, charges and/or expenses disclosed in this material are exclusive by way of example and not limitation; goods and services tax, value added tax, consumption tax, levies, duties and other taxes as may be imposed by the Government of Malaysia from time to time (collectively known as "Taxes"). If these fees, charges and/or expenses are subject to any Taxes, such Taxes shall be borne and payable by the Unit Holders and/or the Fund (as the case may be) at the prevailing rate, including any increase or decrease to the rate, in addition to the fees, charges and/or expenses stated herein. Privacy Notice: AmFunds Management Berhad [Company Registration: 198601005272 (154432-A)] issued its Privacy Notice as required by Personal Data Protection Act 2010, which details the use and processing of your personal information by AmFunds Management Berhad. The Privacy Notice can be accessed via www.aminvest.com and is also available at our head office. If you have any queries in relation to the Privacy Notice of AmFunds Management Berhad, please feel free to contact our Customer Service Representative at Tel: +603 2032 2888 OR e-mail: enquiries@aminvest.com.